# Sistema **NEM 082**
# *System **NEM 082***

Sistema d’apertura verso l'alto per vetri piani lineari camera **20mm** o stratificati da **12mm**

*Lift up opening system for tempered double **20mm** or stratified **12mm** flat linear glass*

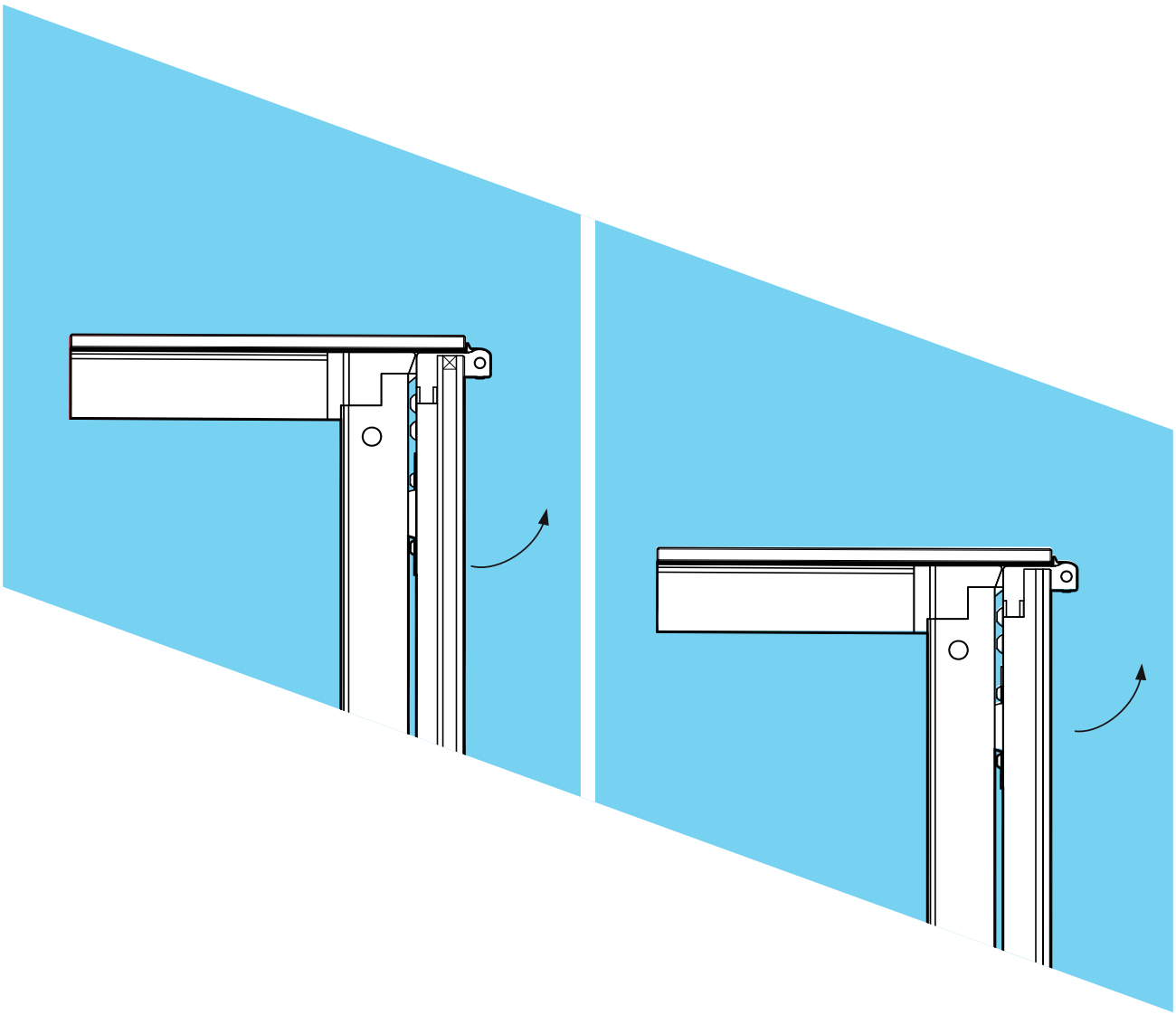

23/02/24

**Nem** srl - via degli Artigiani 9 - 34070 San Pier d'Isonzo (GO) - ITALY - tel. +39 0481 70297 - nem@nemsrl.it - www.nemsrl.it

All rights reserved. Any unauthorized copying, reproduction and lending is strictly prohibited.

# Sistema **NEM 082**

Esempi d'applicazione **vetro camera 20mm** / *Application examples with **20mm double glass***

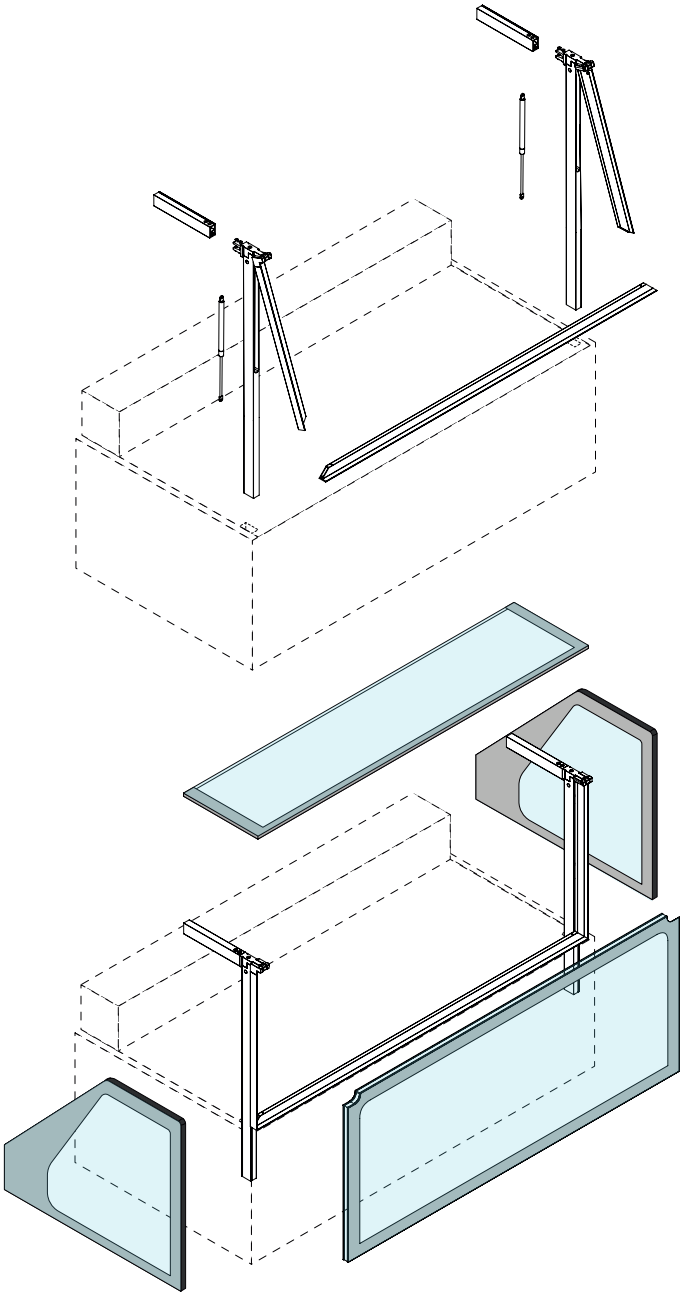

## Codici utilizzati nel esempio
## *Codes used in the example*

| | |
|---|---|
| 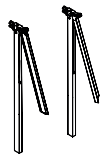 | **082.0020 / 082.0021**<br>Montanti standard compl. S20 DX e SX lavorati*<br>*Complete standard uprights T20 RT and SX processed** |
|  | **007.29X0**<br>2 Pistoni a gas mod. 082 (indicazioni N pistoni a pag 05)<br>*2 Gas springs mod. 082 (N suggestion at page 05)* |
| 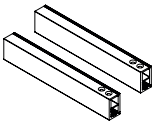 | **082.1752 - 082.1753**<br>Mensole supporto banchina lavor. L=500 DX e SX<br>*Top support shelves processed L=500 RT and LT* |
| 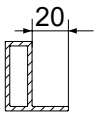 | **082.1500**<br>Profilo telaio front. inferiore L=4500 S20 lavorato**<br>*Front lower frame profile L=4500 T20 processed*** |
| 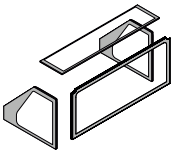 | **VETRO / *GLASS***<br>Fornitura kit vetri a misura su richiesta<br>*Custom measure glass kit supply on request* |
| 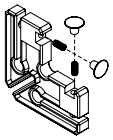 | **001.0532.00**<br>2 Kit staffa di collegamento telaio/maniglia<br>*2 Frame/handle bracket fixing kit* |

* Telaio frontate fornito montato non lavorato all'estremità inferiore; le lavorazioni sono a carico del cliente in base alle dimensioni del vetro scelto.

** Front frame profile supplied assembled and unprocessed at the lower end; processing is carried out by customer according to glass dimensions chosen.*

** Profilo maniglia frontate fornito in barre da 4500mm; le lavorazioni di taglio e foro per il fissaggio al telaio verticale sono a carico del cliente.

*** Front handle profile supplied in 4500mm bars; Cut and drilling processing for fixing to the vertical frame prof. Is carried out by the customer.*

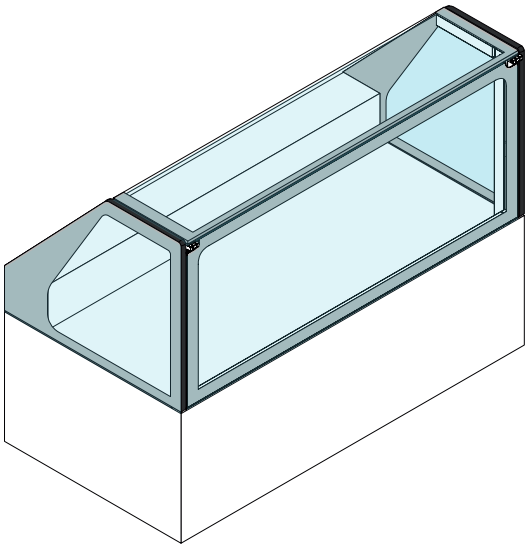

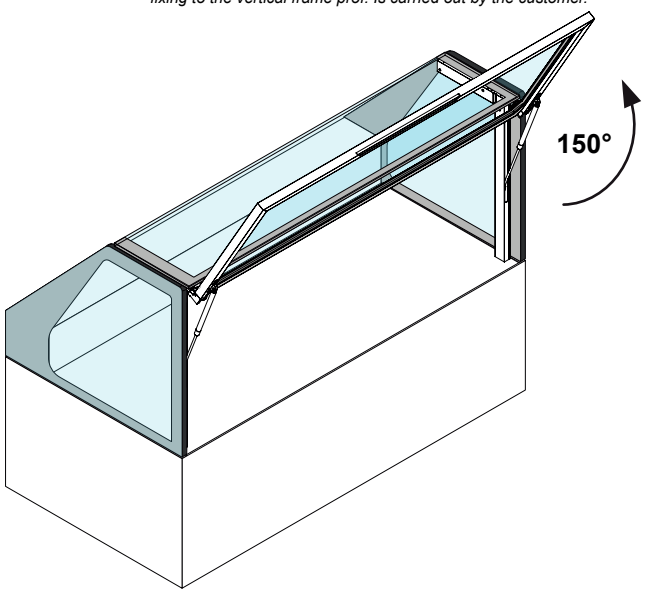

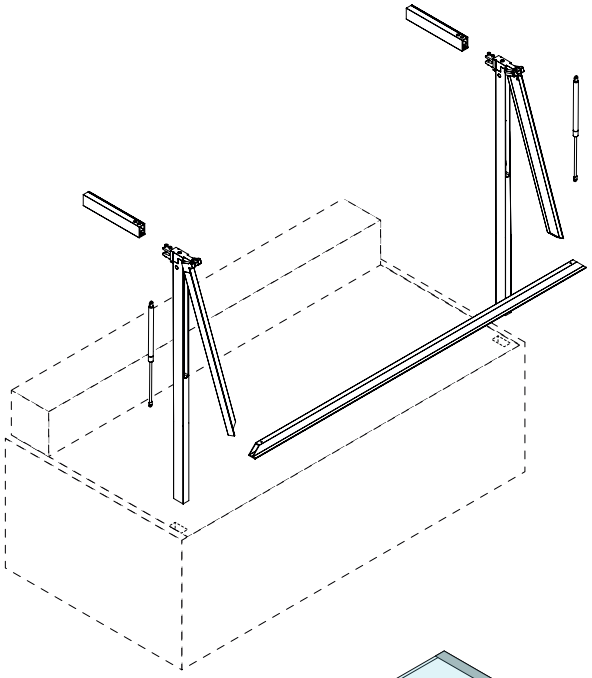

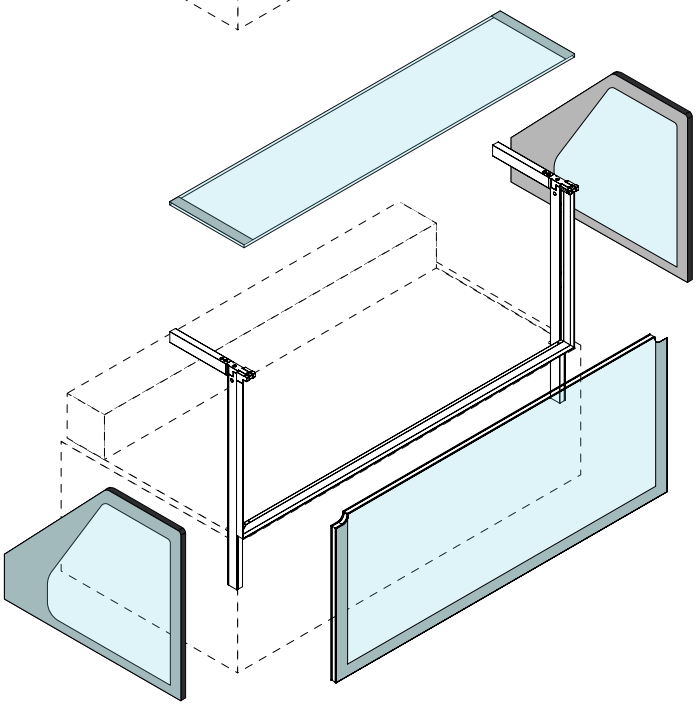

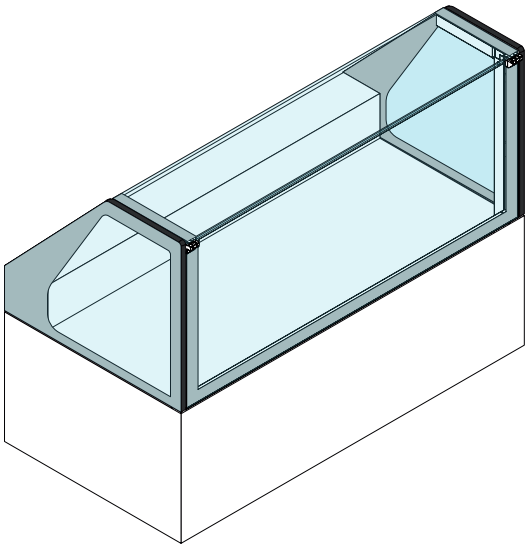

**Codici utilizzati nel esempio**
***Codes used in the example***

| | |
|---|---|
| 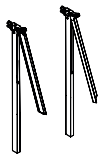 | **082.0220 / 082.0221**<br>Montante standard compl. S12 DX e SX lavorati*<br>*Complete standard upright T12 RT and SX processed** |
|  | **007.29X0**<br>Pistoni a gas mod. 082 (indicazioni N pistoni a pag 05)<br>*Gas springs mod. 082 (N suggestion at page 05)* |
| 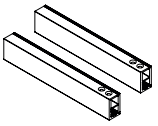 | **082.1752 - 082.1753**<br>Mensole supporto banchina lavor. L=500 DX e SX<br>*Top support shelves processed L=500 RT and LT* |
| 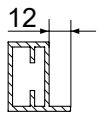 | **082.1550**<br>Profilo telaio front. inferiore L=4500 S12 lavorato*<br>*Front lower frame profile L=4500 T12 processed** |
| 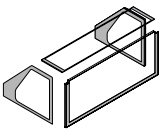 | **VETRO / *GLASS***<br>Fornitura kit vetri a misura su richiesta<br>*Custom measure glass kit supply on request* |
| 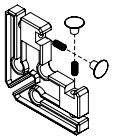 | **001.0532.00**<br>2 Kit staffa di collegamento telaio/maniglia<br>*2 Frame/handle bracket fixing kit* |

* Telaio frontate fornito montato non lavorato all'estremità inferiore; le lavorazioni sono a carico del cliente in base alle dimensioni del vetro scelto.

** Front frame profile supplied assembled and unprocessed at the lower end; processing is carried out by customer according to glass dimensions chosen.*

** Profilo maniglia frontate fornito in barre da 4500mm; le lavorazioni di taglio e foro per il fissaggio al telaio verticale sono a carico del cliente.

*** Front handle profile supplied in 4500mm bars; Cut and drilling processing for fixing to the vertical frame prof. Is carried out by the customer.*

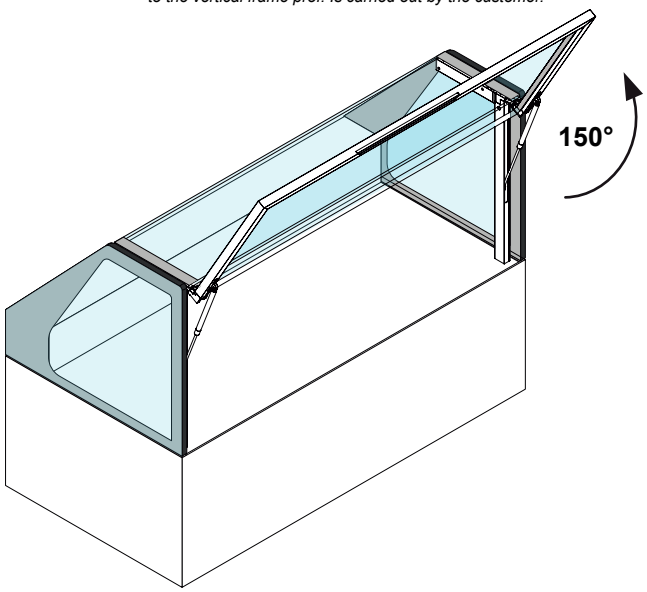

# Sistema **NEM 082**

Confronto vetro strat. **12mm** e vetro camera **20mm** / **12*mm*** *stratified glass and* ***20mm*** *double glass comparison*

## Vetro camera 20mm
## *Double glass 20mm*

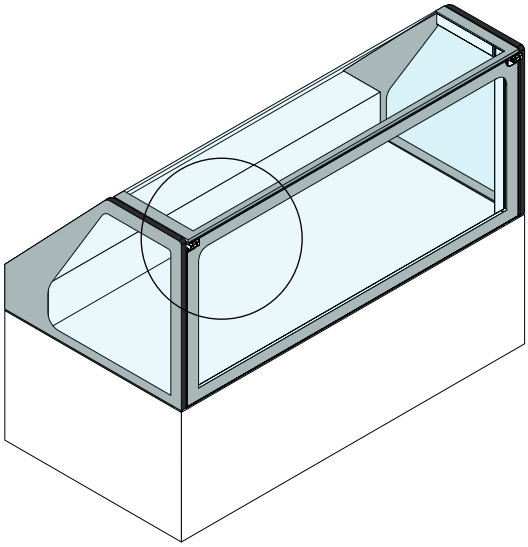

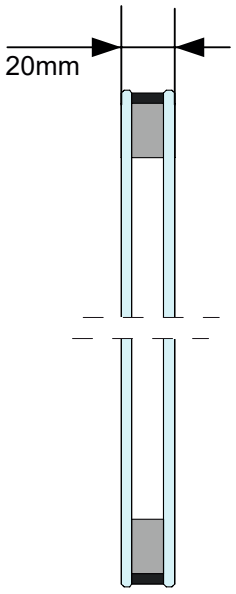


- Il sistema NEM 082 con vetro camera da 20mm offre un miglior **isolamento** termico, ed è più adatto ad applicazioni con temperatura negative (i.e. Cabine gelato)
- È possibile inoltre aggiungere una resistenza elettrica perimetrale sul vetro per evitare problemi di condensa.
- *The system NEM 082 with double 20mm glass provides better thermal insulation, and it is more suitable for application with negative temperatures (i.e. Icecream cabinets)*
- *Furthemore it is possible to add an electrical heating system on the glass perimeter, to avoid condensation problem.*

Il vetro camera da 20mm richiede la serigrafia frontale e superiore per coprire lo spaziatore

*The 20mm double glass requires front and top serigraphy to cover the glass spacer*

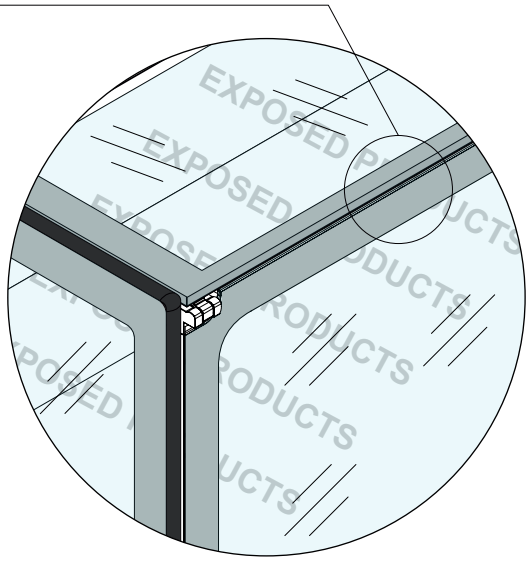

## Vetro stratificato 12mm
## *Stratified glass 12mm*

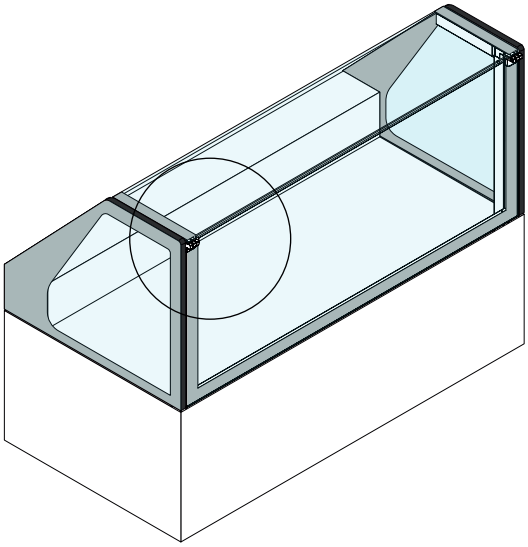

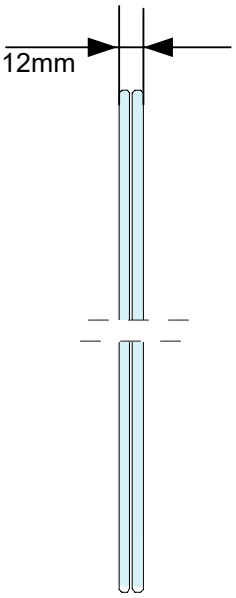


- Il sistema NEM 082 con vetro stratificvato da 12mm offre una migliore **visibilità**, poichè non avendo spaziatori nel vetro, la serigrafia superiore non è necessaria, offrendo la massima visibilità del prodotto esposto.
- È possibile inoltre aggiungere una pellicola riscaldante tra i due vetri per migliorare l'isolamento ed evitare problemi di consensa.
- *The system NEM 082 with stratified 12mm glass provides better visibility, because not having the glass spacer, the front top serigraphy is not necessary, providing maximum visibility of the exposed products.*
- *Furthemore it is possible to add an electrical heating film between the two glass panels, to improve insulation and avoid condensation issues.*

Il vetro stratificato da 12mm offre minor isolamento ma non richiede la serigrafia frontale e superiore, offrendo massima visibilità

*The 12mm stratified glass provides less insulation, but does not require front and top serigraphy, providing maximum visibility*

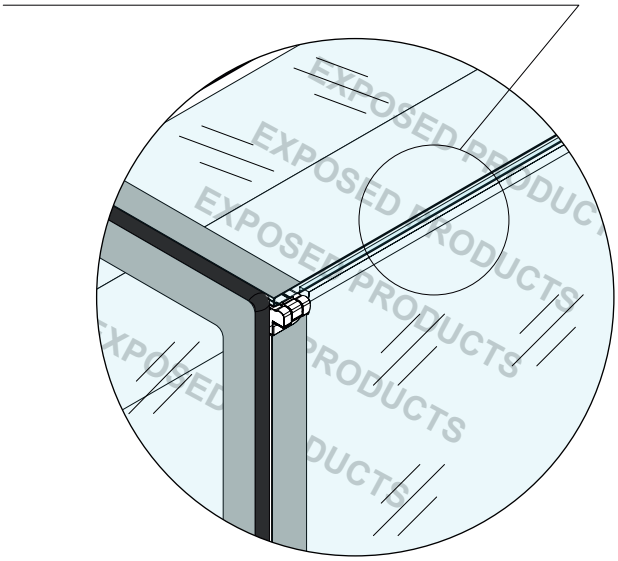

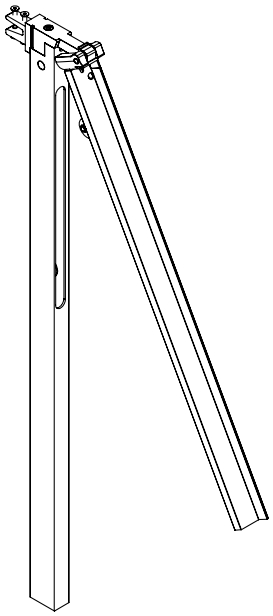

Montante st. compl. con telaio S20 senza pistone DX **Cod. 082.0020**
*Compl. st. upright with frame T20 without gas spring RT*

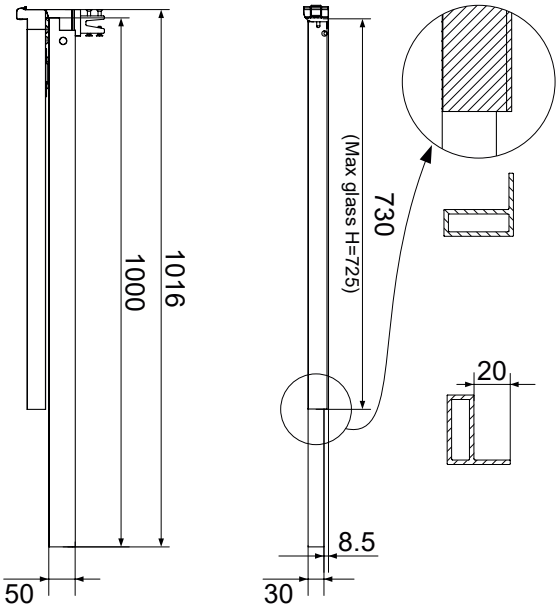


Telaio frontate fornito montato non lavorato all'estremità inferiore; le lavorazioni sono a carico del cliente in base alle dimensioni del vetro scelto.

*Front frame prof. Supplied assembled and unprocessed at the lower end; processing is carried out by customer according to glass dimensions chosen.*

Il codice 082.0020 è fornito con il telaio frontale per vetro camera con sp. **20mm**

*Cod. 082.0020 is supplied with front frame prof. for double glass, thickness **20mm***

Tutte le misure sono espresse in millimetri / *All measures are expressed in millimeters*

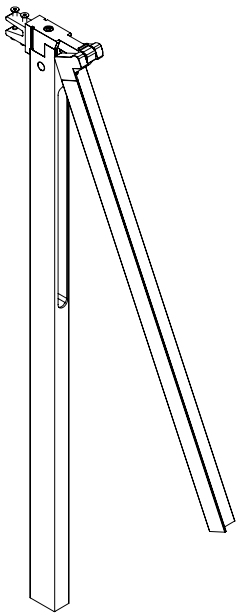

Montante st. compl. con telaio S20 senza pistone SX **Cod. 082.0021**
*Compl. st. upright with frame T20 without gas spring LT*

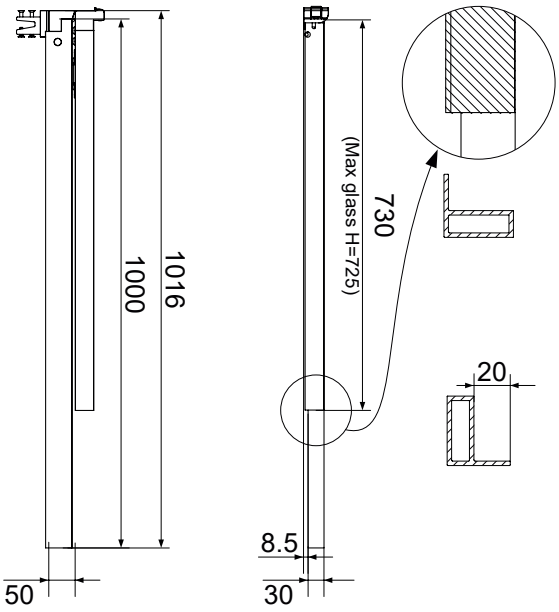


Telaio frontate fornito montato non lavorato all'estremità inferiore; le lavorazioni sono a carico del cliente in base alle dimensioni del vetro scelto.

*Front frame prof. Supplied assembled and unprocessed at the lower end; processing is carried out by customer according to glass dimensions chosen.*

Il codice 082.0021 è fornito con il telaio frontale per vetro camera con sp. **20mm**

*Cod. 082.0021 is supplied with front frame prof. for double glass, thickness **20mm***

Tutte le misure sono espresse in millimetri / *All measures are expressed in millimeters*

## Lavorazione del telaio S20 / *Front T20 frame processing*

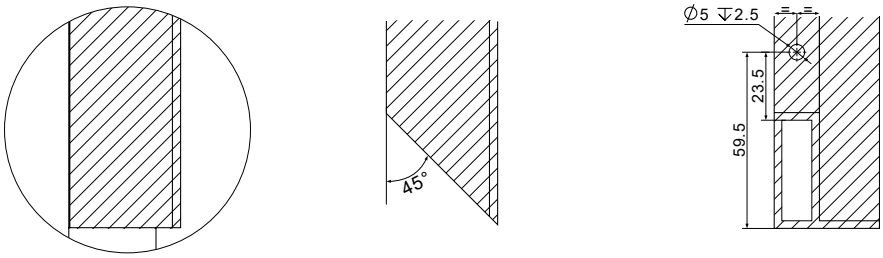

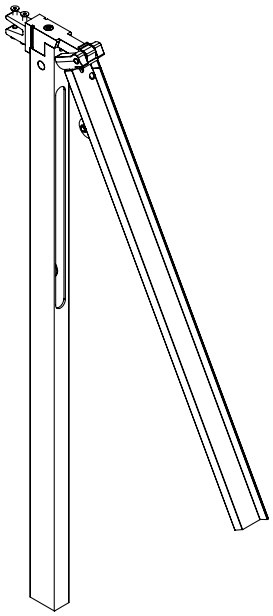

Montante st. compl. con telaio S12 senza pistone DX **Cod. 082.0220**
*Compl. st. upright with frame T12 without gas spring RT*

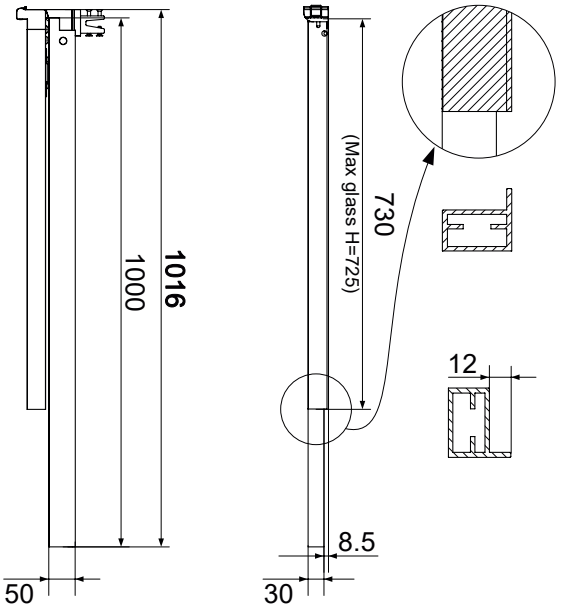


Telaio frontate fornito montato non lavorato all'estremità inferiore; le lavorazioni sono a carico del cliente in base alle dimensioni del vetro scelto.

*Front frame prof. Supplied assembled and unprocessed at the lower end; processing is carried out by customer according to glass dimensions chosen.*

Il codice 082.0220 è fornito con il telaio frontale per vetro stratificato con sp. **12mm**

*Cod. 082.0220 is supplied with front frame prof. for stratified glass, thickness **12mm***

Tutte le misure sono espresse in millimetri / *All measures are expressed in millimeters*

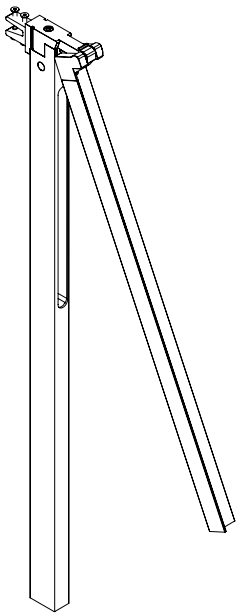

Montante st. compl. con telaio S12 senza pistone SX **Cod. 082.0221**
*Compl. st. upright with frame T12 without gas spring LT*

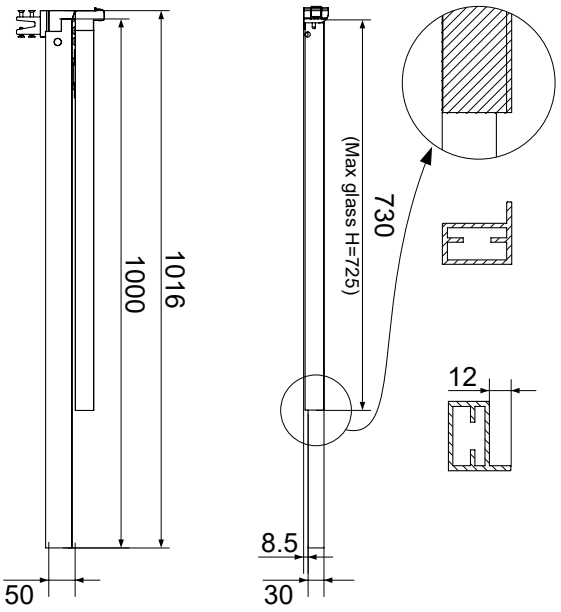


Telaio frontate fornito montato non lavorato all'estremità inferiore; le lavorazioni sono a carico del cliente in base alle dimensioni del vetro scelto.

*Front frame prof. Supplied assembled and unprocessed at the lower end; processing is carried out by customer according to glass dimensions chosen.*

Il codice 082.0221 è fornito con il telaio frontale per vetro stratificato con sp. **12mm**

*Cod. 082.0221 is supplied with front frame prof. for stratified glass, thickness **12mm***

Tutte le misure sono espresse in millimetri / *All measures are expressed in millimeters*

## Lavorazione del telaio S12 / *Front T12 frame processing*

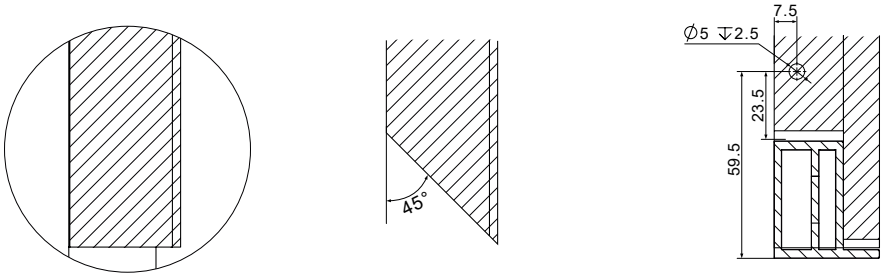

# Sistema **NEM 082**
## Codici componenti standard / *Standard item codes*

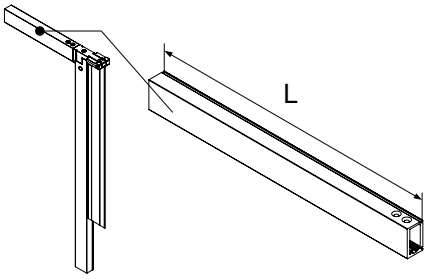


Mensola supporto banchina lavorata
*Top glass support shelf processed*

| | |
|---|---|
| **L=500 Dx/*Rt*** | **Cod. 082.1752** |
| **L=500 Sx/*Lt*** | **Cod. 082.1753** |
| **L=700 Dx/*Rt*** | **Cod. 082.1758** |
| **L=700 Sx/Lt** | **Cod. 082.1759** |

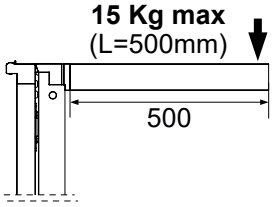


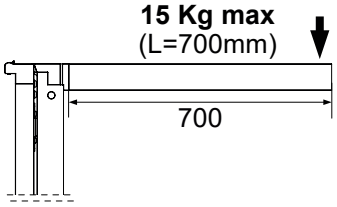


Minuteria per fissaggio inclusa nei codici montante compl. 082.0020/21 / *Fixing smallware incluced in the compl. Upright cod 082.0020/21.*

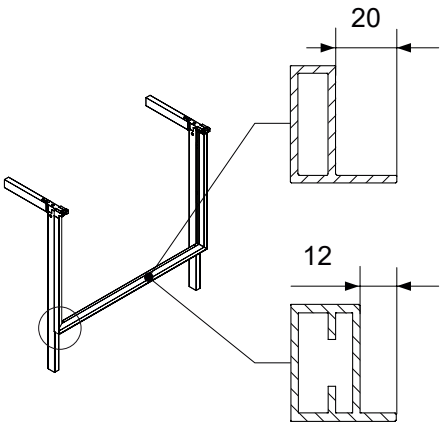


Profilo maniglia frontale S20
*Front handle profile T20*
**L=4500** **Cod. 082.1500**

Profilo maniglia frontale S12
*Front handle profile T12*
**L=4500** **Cod. 082.1550**

### Lavorazione del profilo maniglia S20 / *Front T20 handle processing processing*

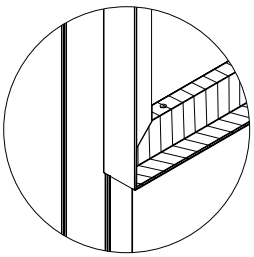

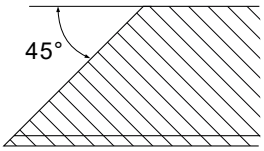


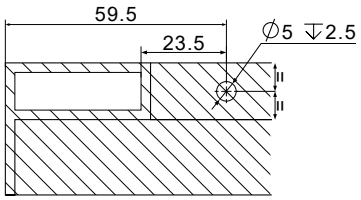


Lavorazioni a carico del cliente / *Processing carried out by customer*
Tutte le misure sono espresse in millimetri / *All measures are expressed in millimeters*

### Lavorazione del profilo maniglia S12 / *Front T12 handle processing processing*

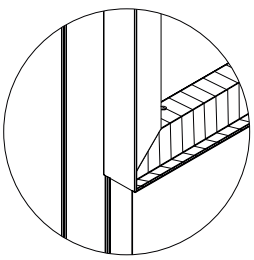

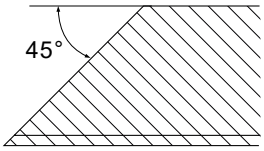


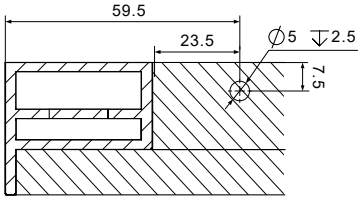


Lavorazioni a carico del cliente / *Processing carried out by customer*
Tutte le misure sono espresse in millimetri / *All measures are expressed in millimeters*

# Sistema **NEM 082**
## Codici componenti standard / *Standard item codes*

Staffa di fissaggio 082
*Fixing bracket 082*
**Cod. 000.0531.0G**

Vite STEI M6x12
*STEI screw M6x12*
**Cod. 002.2503.00**

Tappo in LDPE neutro
LDPE neutral end cap
**Cod. 006.1163.00**

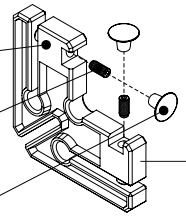

Kit staffa di collegamento telaio/maniglia **Cod. 001.0532.00**
*Frame/handle bracket fixing kit*

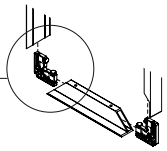

Stringere con coppia di 7Nm
*Tighten with a torque setting of 7Nm*

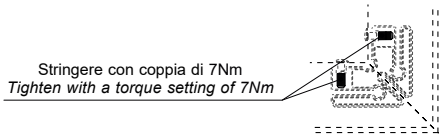

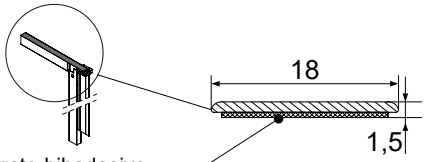


Strato bihadesivo
*Bihadesivo layer*

Guarnizione adesiva banchina grigia **L=25mt** **Cod. 082.0199.06**
*Adhesive top shelf gasket gray*

Dado quadro M6
*Squared nut M6*
**Cod. 002.2007.00**

Vite SPEI M6x14
*SPEI screw M6x14*
**Cod. 002.0307.00**

Tappo in LDPE neutro
LDPE neutral end cap
**Cod. 001.0360.00**



Kit tappo posteriore mensola H=56.5 **Cod. 082.0042**
*Rear end cap shelf kit H=56.5*

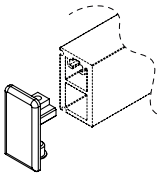

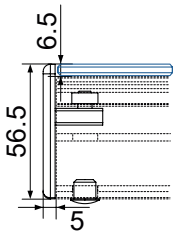


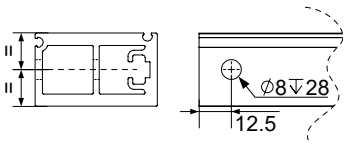


Dado quadro M6
*Squared nut M6*
**Cod. 002.2007.00**

Vite SPEI M6x14
*SPEI screw M6x14*
**Cod. 002.0307.00**

Tappo in LDPE neutro
*LDPE neutral end cap*
**Cod. 001.0360.00**

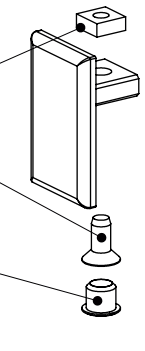

Kit tappo posteriore mensola H=50 **Cod. 082.0043**
*Rear end cap shelf kit H=50*

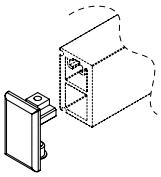

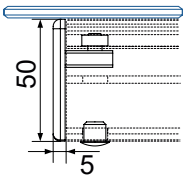


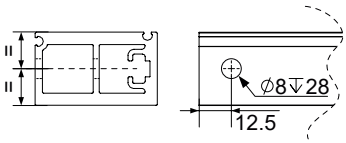




Guarnizione maniglia 082/084 L=265 **Cod. 082.0098.03**
*082/084 Handle gasket L=265*

Prof. Maniglia 082/084 lav.
*Handle prof. 082/084 proc.*

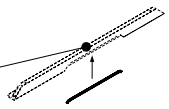

**Schema di lavorzione / *Processing patterns***

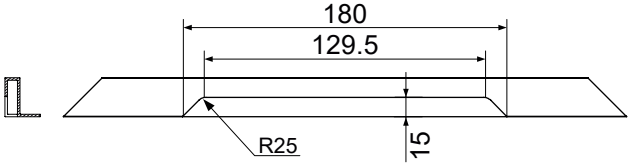

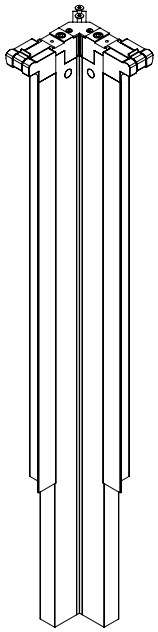

Montante completo S20 per angolo aperto a (AAP) 90° **Cod. 082.0029**
*Complete upright T20 for 90° open corner (AAP)*

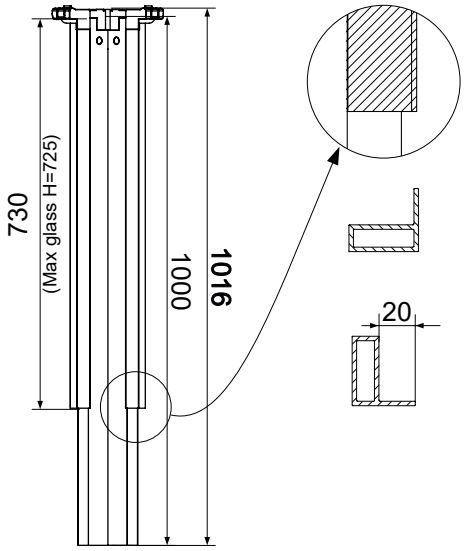


Telaio frontate fornito montato non lavorato all'estremità inferiore; le lavorazioni sono a carico del cliente in base alle dimensioni del vetro scelto.

*Front frame prof. Supplied assembled and unprocessed at the lower end; processing is carried out by customer according to glass dimensions chosen.*

Il codice 082.0029 è fornito con il telaio frontale per vetro stratificato con sp. **20mm**

*Cod. 082.0029 is supplied with front frame prof. for stratified glass, thickness **20mm***

Tutte le misure sono espresse in millimetri / *All measures are expressed in millimeters*

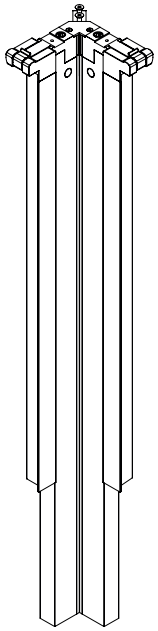

Montante completo S12 per angolo aperto a (AAP) 90° **Cod. 082.0222**
*Complete upright T12 for 90° open corner (AAP)*

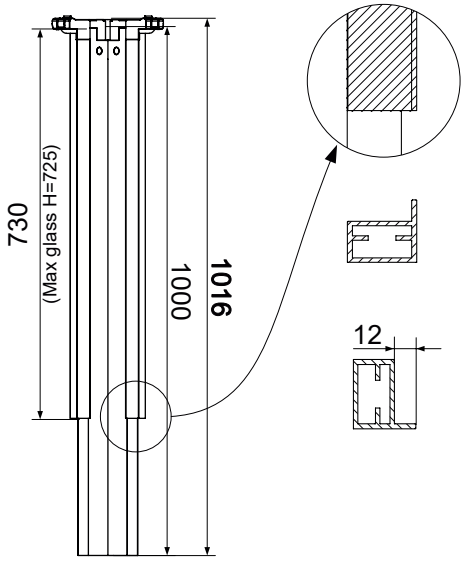


Telaio frontate fornito montato non lavorato all'estremità inferiore; le lavorazioni sono a carico del cliente in base alle dimensioni del vetro scelto.

*Front frame prof. Supplied assembled and unprocessed at the lower end; processing is carried out by customer according to glass dimensions chosen.*

Il codice 082.0222 è fornito con il telaio frontale per vetro camera con sp. **12mm**

*Cod. 082.0222 is supplied with front frame prof. for double glass, thickness **12mm***

Tutte le misure sono espresse in millimetri / *All measures are expressed in millimeters*

## Lavorazione del telaio S12 e S20 *I Front T12 and T20 frame processing*

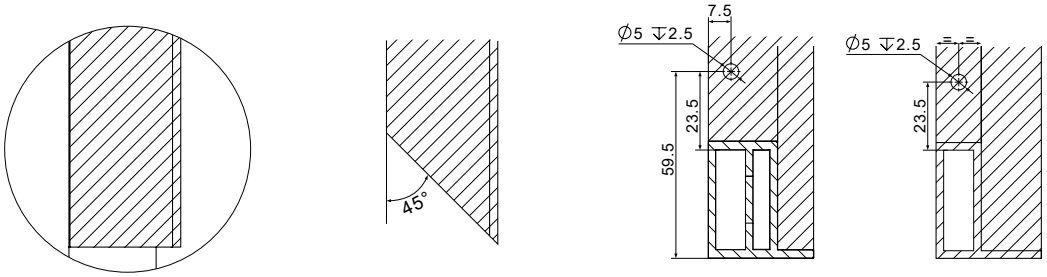

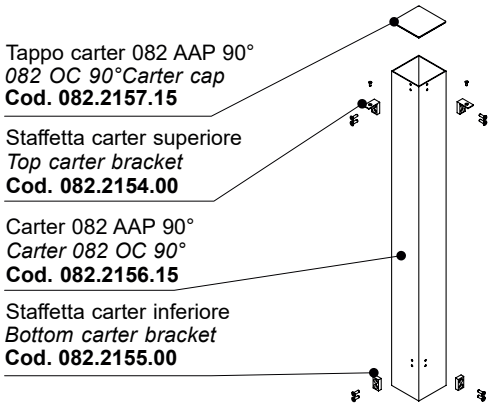


Kit carter completo per AAP 90° **Cod. 082.2153.15**
*Complete open corner 90° cover kit*

## Montante 082 angolo aperto 90° / 082 open corner 90° upright

Esempio di applicazione / Application example

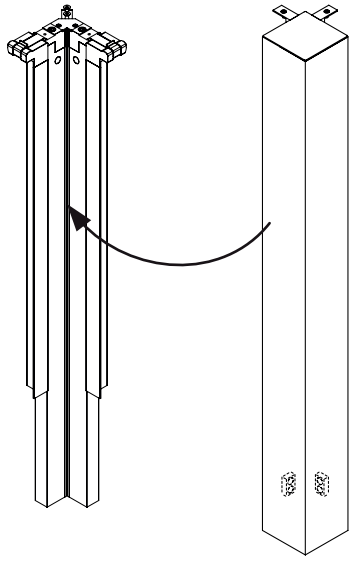

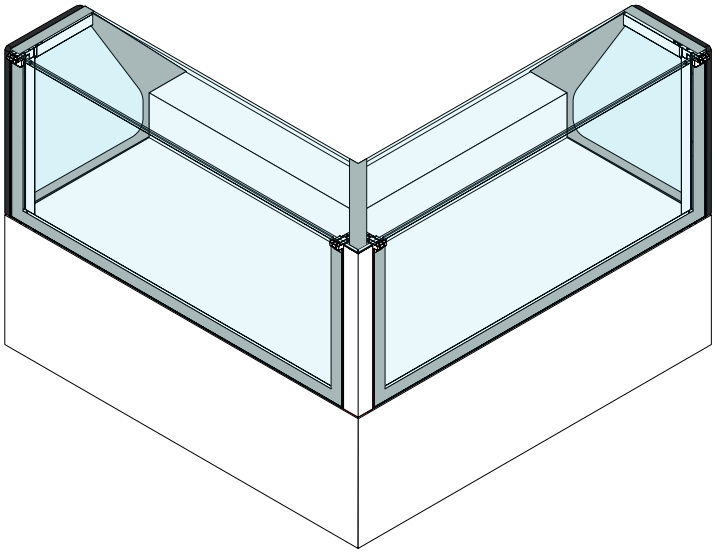

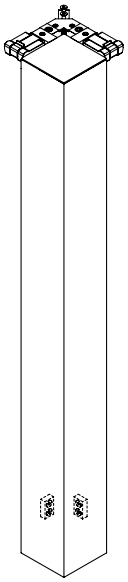

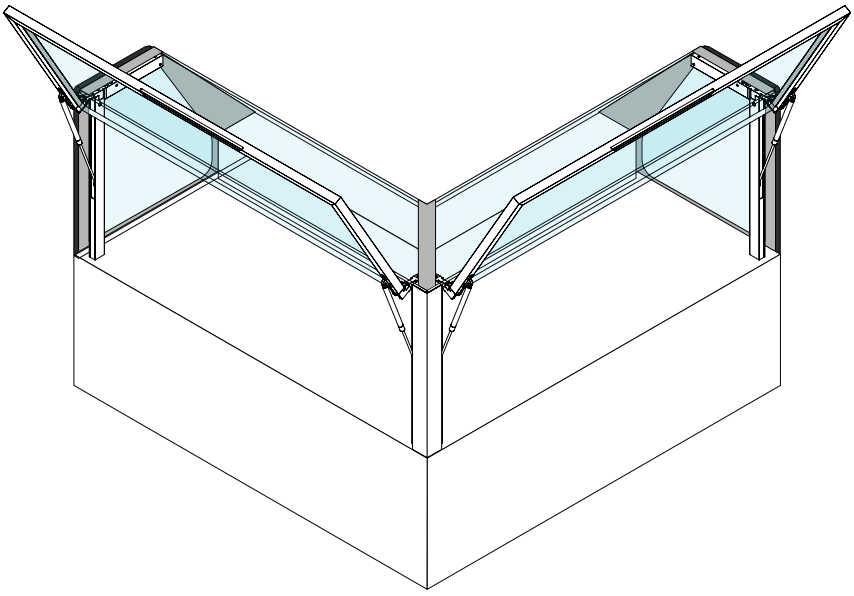

# Sistema **NEM 082**
## Codici componenti standard / *Standard item codes*

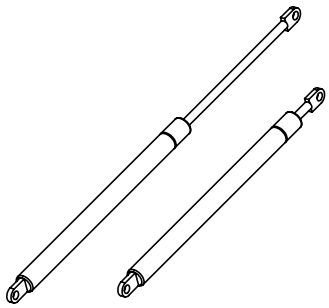

Pistoni a gas per sist. NEM 082/084
*System NEM 082/084 gas springs*

| | |
|---|---|
| **200N** | **Cod. 007.2910.00** |
| **300N** | **Cod. 007.2920.00** |
| **400N** | **Cod. 007.2930.00** |
| **500N** | **Cod. 007.2940.00** |
| **600N** | **Cod. 007.2950.00** |
| **700N** | **Cod. 007.2960.00** |
| **800N** | **Cod. 007.2970.00** |

## Indicazioni pistoni per vetro camera **20mm** / *Gas spring suggestions for **20mm** double glass*

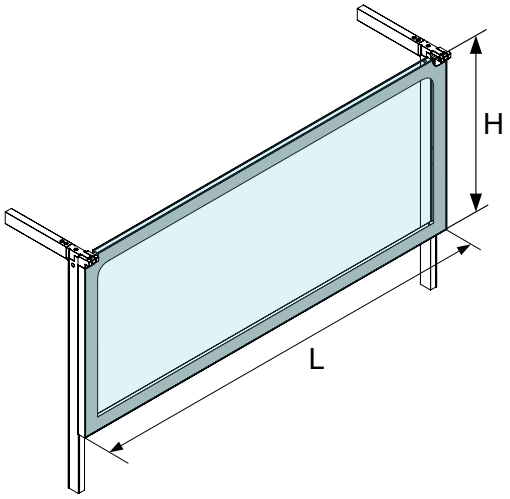


Potenza media pistoni suggerita, stimata per vetri di dimensioni **LxH** (*).
Per la prima applicazione suggeriamo di testare varie potenze.

*Average suggested gas spring powers, estimated for glass size **LxH** (*).*
*For the first application we suggest to test various powers.*

| Altezza vetro *Glass height* **H (mm)** | Lunghezza vetro / *Glass length* **L(mm)** | | |
|---|---|---|---|
| | **1100mm** | **1600mm** | **2100mm** |
| **500mm** | 2x300N 007.2920.00 | 2x400N 007.2930.00 | 2x500N 007.2940.00 |
| **600mm** | 2x300N 007.2920.00 | 2x400N 007.2930.00 | 2x500N 007.2940.00 |
| **750mm** | 2x400N 007.2930.00 | 2x500N 007.2940.00 | 2x600N 007.2950.00 |

## Indicazioni pistoni per vetro strat. **12mm** / *Gas spring suggestions for **12mm** strat. glass*

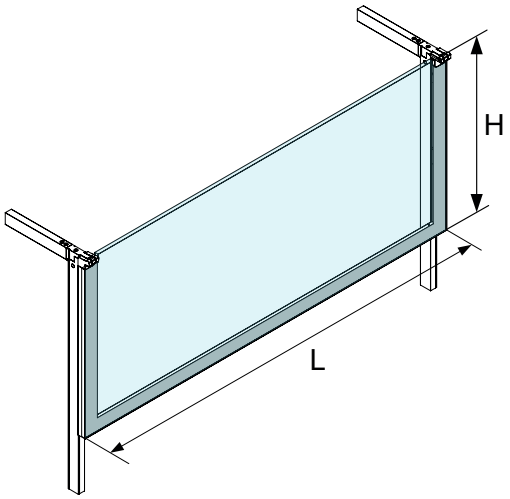


Potenza media pistoni suggerita, stimata per vetri di dimensioni **LxH** (*).
Per la prima applicazione suggeriamo di testare varie potenze.

*Average suggested gas spring powers, estimated for glass size **LxH** (*).*
*For the first application we suggest to test various powers.*

| Altezza vetro *Glass height* **H (mm)** | Lunghezza vetro / *Glass length* **L(mm)** | | |
|---|---|---|---|
| | **1100mm** | **1600mm** | **2100mm** |
| **500mm** | 2x300N 007.2920.00 | 2x400N 007.2930.00 | 2x500N 007.2940.00 |
| **600mm** | 2x300N 007.2920.00 | 2x400N 007.2930.00 | 2x500N 007.2940.00 |
| **750mm** | 2x400N 007.2930.00 | 2x500N 007.2940.00 | 2x600N 007.2950.00 |

(*) Le potenze medie delle molle a gas, indicate in tabella, sono da considerarsi puramente indicative, i valori indicati sono risultato di più prove in diverse situazioni di utilizzo.

*(*) The gas springs average powers shown in the data sheet, are purely indicative, the values shown are results of multiple tests in different situations of use.*

La NEM s.r.l. declina ogni responsabilità civile e penale in caso di rotture dei vetri dovute a loro difetti o errato montaggio.

*NEM s.r.l. undertakes neither public nor criminal liability in case of glass breakages due to their defects or to a wrong assembling.*

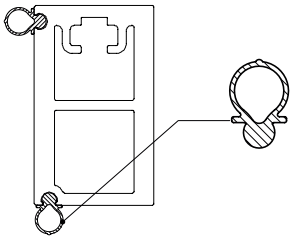

Guarnizione di chiusura laterale/frontale **L=50mt** **Cod. 082.0299.00**
*Front / lateral sealing gasket*

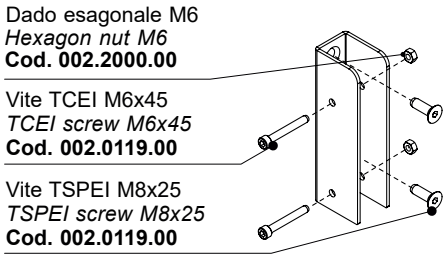


Kit staffa fissaggio montante **Cod. 082.2152.00**
*Complete upright bracket fixing kit*

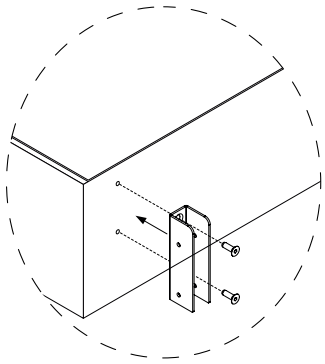

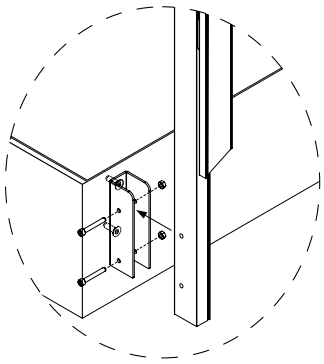

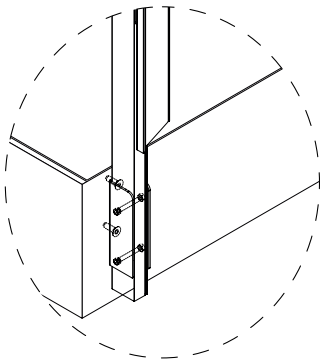

**Dettagli dimensioni e fori staffa 082.2152 / *Dimension and hole details of bracket 082.2152***

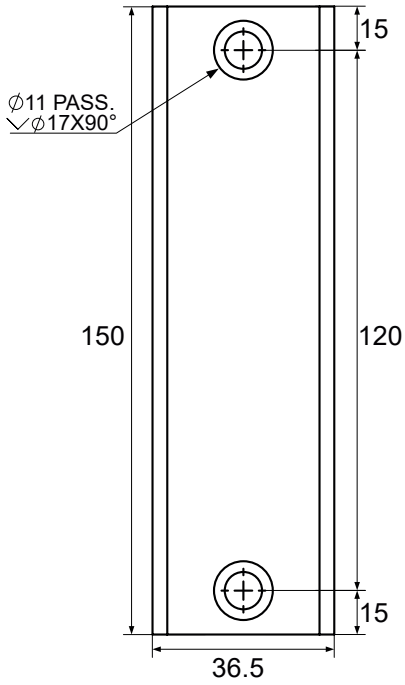


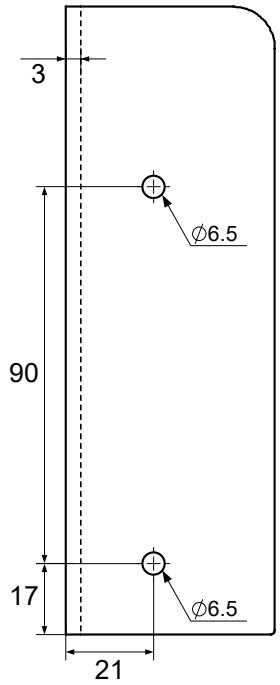

# Schema di taglio vetri frontali
# *Front glass cutting patterns*

**Misure montante e telaio verticale / *Upright and front frame measures***

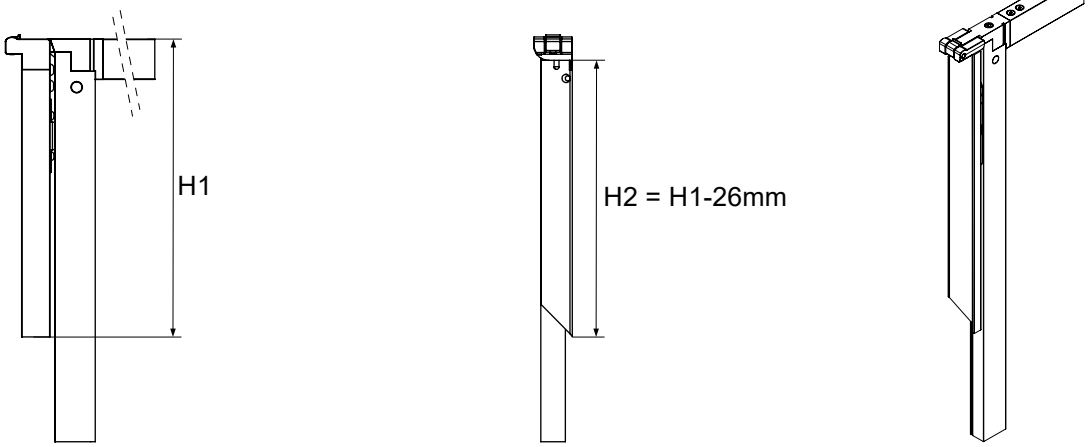


| Quota/*quote* | Descrizione / *Description* | *Min* | *Max* |
|---|---|---|---|
| H1 | Distanza tra sup. mensola supporto banchina (senza guarn. 082.0199) ed estremità inferiore telaio verticale.<br>*Distance between top glass shelf support surface (without Gasket 082.0199) and lower end of vertical front frame.* | 495mm | 755mm |
| H2 | Altezza profilo telaio verticale = H1-26mm<br>*Vertical front frame profile height = H1-26mm* | 469mm | 729mm |

**Misure profilo maniglia frontale / front handle profile *measures***

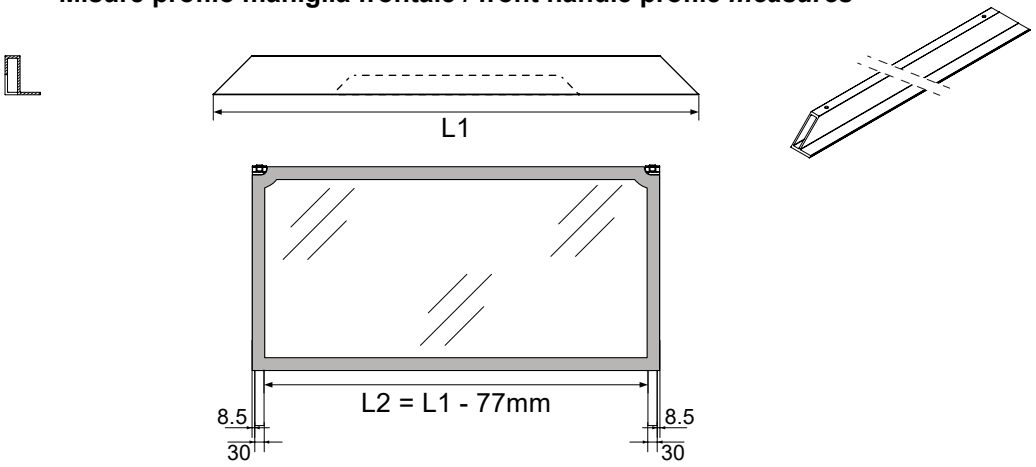


| Quota/*quote* | Descrizione / *Description* | *Min* | *Max* |
|---|---|---|---|
| L1 | Lunghezza profilo maniglia frontale lavorato. (*)<br>Processed front handle profile length (*) | - | 2100mm |
| L2 | Distanza interna fra i profili montanti = L1 - 77mm<br>*Internal distance between upright profiles = L1 - 77mm* | - | 2023mm |

(*) Si consiglia di manterere la misura L1 dai 4 ai 6 millimetri più corta della distanza interna delle eventuali spalle di chiusura laterali.

(*) Keeping quote “L1” 4/6mm shorter than the internal lateral shoulders is recommended.

La NEM s.r.l. declina ogni responsabilità civile e penale in caso di rotture dei vetri dovute a loro difetti o errato montaggio.

*NEM s.r.l. undertakes neither public nor criminal liability in case of glass breakages due to their defects or to a wrong assembling.*

# Schema di taglio vetri frontali
# *Front glass cutting patterns*

**Dettagli vetro frontale / Front glass details**

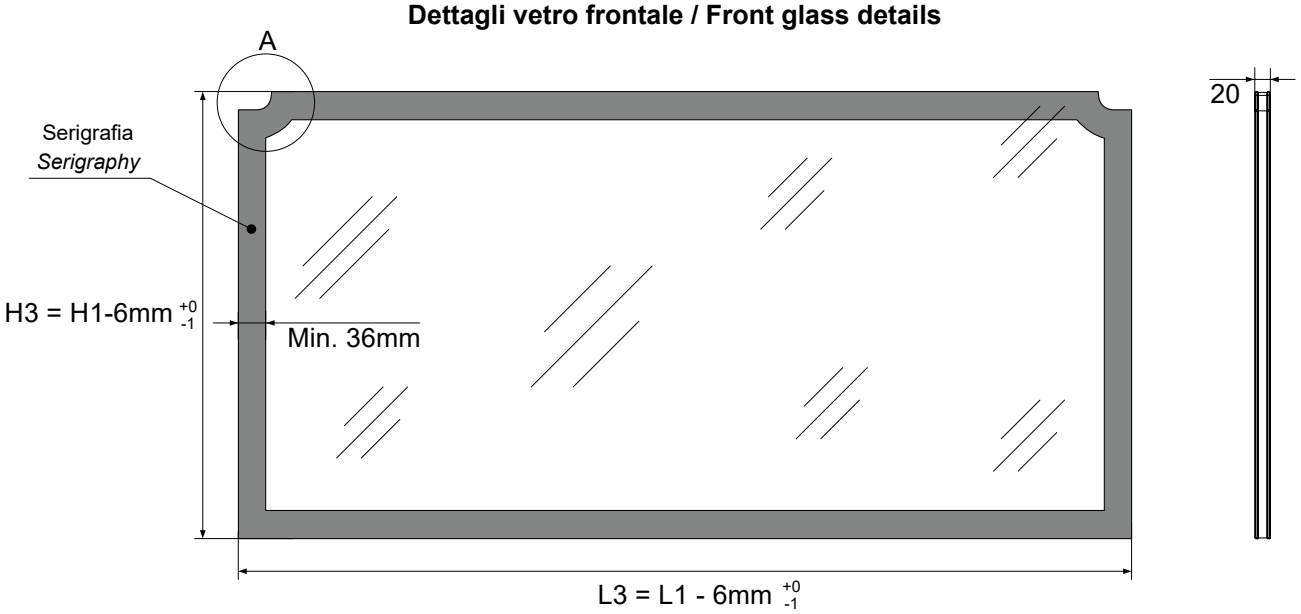


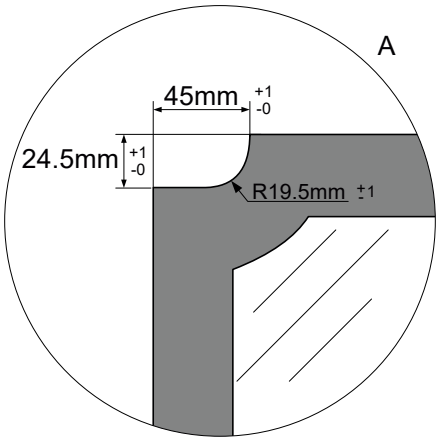


| **Quota/*quote*** | **Descrizione / *Description*** | ***Min*** | ***Max*** |
|---|---|---|---|
| L3 | Lunghezza vetro frontale = L1-6mm (**)<br>Front glass length = L1-6mm (**) | - | 2094mm |
| H3 | Altezza vetro frontale = H1-6mm (**)<br>Front glass height = H1-6mm (**) | 489mm | 749mm |
| H1 | Distanza tra sup. mensola supporto banchina (senza guarn. 082.0199) ed estremità inferiore telaio verticale.<br>*Distance between top glass shelf support surface (without Gasket 082.0199) and lower end of vertical front frame.* | 495mm | 755mm |
| L1 | Lunghezza profilo maniglia frontale lavorato. (*)<br>Processed front handle profile length (*) | - | 2100mm |

(*) Si consiglia di manterere la misura L1 dai 4 ai 6 millimetri più corta della distanza interna delle eventuali spalle di chiusura laterali.

(*) Keeping quote “L1” 4/6mm shorter than the internal lateral shoulders is recommended.

(**) Per il fissaggio del vetro al telaio, si consiglia l'uso di un adesivo siliconico polimerico specifico per vetri .

(**) To glue the glass on the frame, we recommend the use of specific polymeric adhesive silicone for glass.

La NEM s.r.l. declina ogni responsabilità civile e penale in caso di rotture dei vetri dovute a loro difetti o errato montaggio.

*NEM s.r.l. undertakes neither public nor criminal liability in case of glass breakages due to their defects or to a wrong assembling.*

# Schema di taglio vetri frontali
# *Front glass cutting patterns*

**Dettagli vetro frontale / Front glass details**

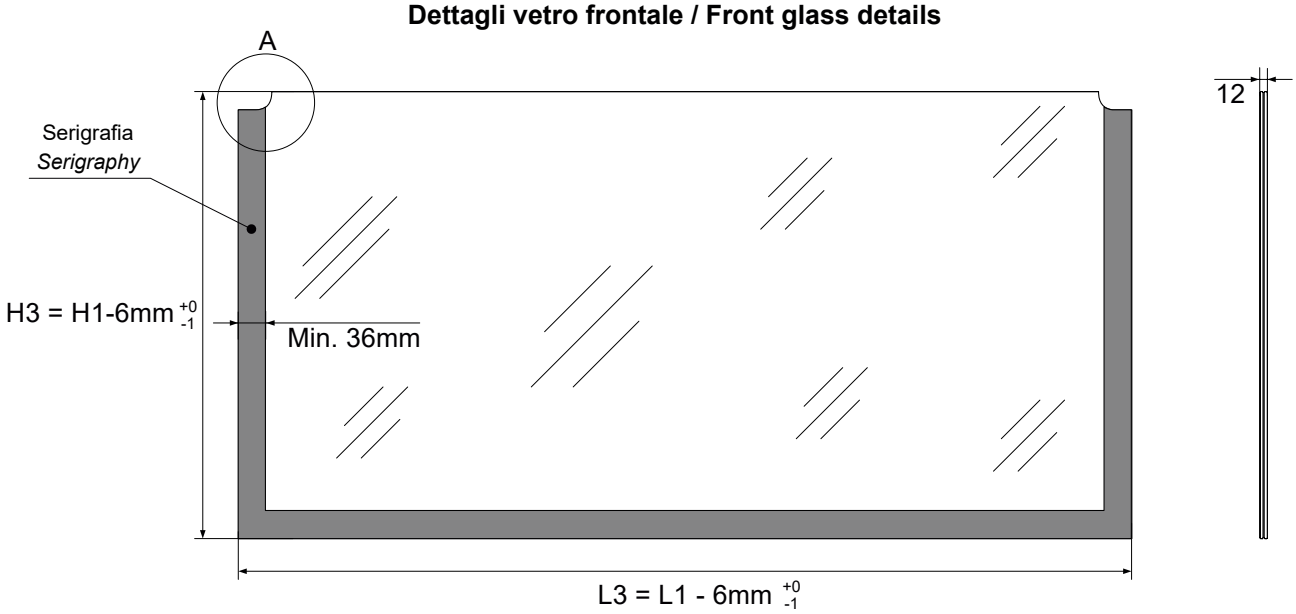


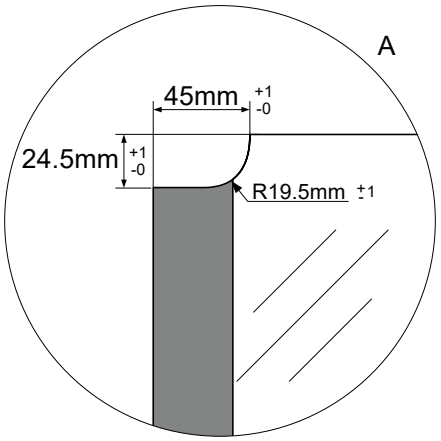


| **Quota/*quote*** | **Descrizione / *Description*** | ***Min*** | ***Max*** |
|---|---|---|---|
| L3 | Lunghezza vetro frontale = L1-6mm (**)<br>Front glass length = L1-6mm (**) | - | 2094mm |
| H3 | Altezza vetro frontale = H1-6mm (**)<br>Front glass height = H1-6mm (**) | 489mm | 749mm |
| H1 | Distanza tra sup. mensola supporto banchina (senza guarn. 082.0199) ed estremità inferiore telaio verticale.<br>*Distance between top glass shelf support surface (without Gasket 082.0199) and lower end of vertical front frame.* | 495mm | 755mm |
| L1 | Lunghezza profilo maniglia frontale lavorato. (*)<br>Processed front handle profile length (*) | - | 2100mm |

(*) Si consiglia di manterere la misura L1 dai 4 ai 6 millimetri più corta della distanza interna delle eventuali spalle di chiusura laterali.

(*) Keeping quote “L1” 4/6mm shorter than the internal lateral shoulders is recommended.

(**) Per il fissaggio del vetro al telaio, si consiglia l'uso di un adesivo siliconico polimerico specifico per vetri .

(**) To glue the glass on the frame, we recommend the use of specific polymeric adhesive silicone for glass.

La NEM s.r.l. declina ogni responsabilità civile e penale in caso di rotture dei vetri dovute a loro difetti o errato montaggio.

*NEM s.r.l. undertakes neither public nor criminal liability in case of glass breakages due to their defects or to a wrong assembling.*

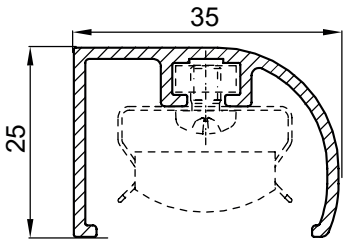


Profilo lampada
*Light canopy profile*
**L=5000mm** **Cod. 051.0200**

Per dettagli su codici, componenti e fissaggio vedi catalogo 230 pag.07
*For details regarging codes, components and fixing see catalogue 230 pag.07*

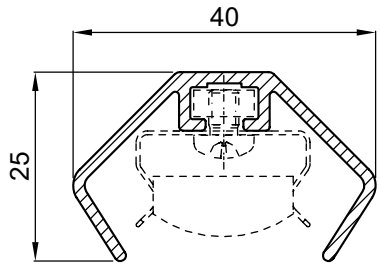


Profilo lampada
*Light canopy profile*
**L=5000mm** **Cod. 051.2200**

Per dettagli su codici, componenti e fissaggio vedi catalogo 230 pag.08
*For details regarging codes, components and fixing see catalogue 230 pag.08*

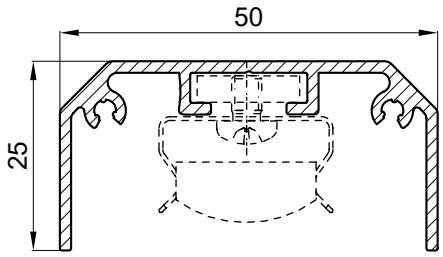


Profilo lampada
*Light canopy profile*
**L=5000mm** **Cod. 095.0200**

Per dettagli su codici, componenti e fissaggio vedi catalogo 230 pag.10
*For details regarging codes, components and fixing see catalogue 230 pag.10*

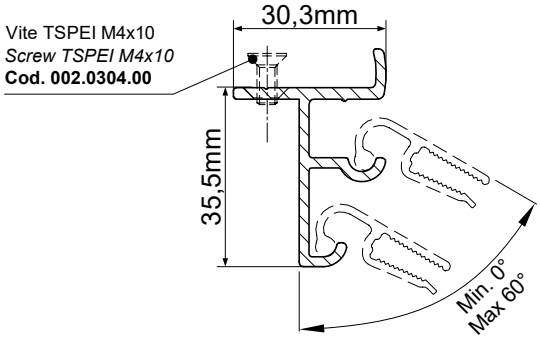


Profilo scorrevoli posteriori
*Rear sliding profile*
**L=5200mm** **Cod. 068.2150**

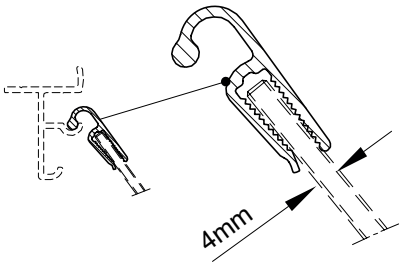


Profilo pinza scorrevoli
*Clamp sliding profile*
**L=5000mm** **Cod. 064.1300**

Pinza scorrevoli per angoli
*Clamp sliding for corners*
**L=30mm** **Cod. 064.1205**

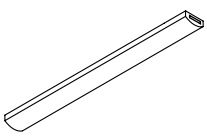

Lampade LED a barra mod. 051 (vedi catalogo 230 pag.03)
*LED light bars mod. 051 (see catalogue 230 pag.03)*

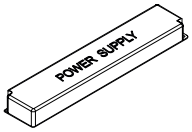


Alimentatori a corrente continua - 12V (vedi catalogo 230 pag.06)
*Power supplies - 12V (see catalogue 230 pag.06)*

# Mensole complete 067
## *Complete shelves 067*

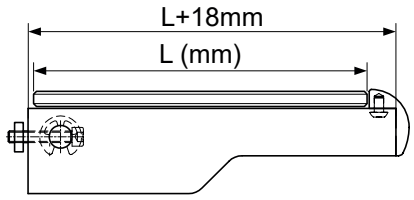


Kit mensola completa mod. 067
*Compl. shelf mod. 067 assembly*

| | |
|---|---|
| **L=195** | **Cod. 067.1970** |
| **L=245** | **Cod. 067.1971** |
| **L=295** | **Cod. 067.1275** |
| **L=345** | **Cod. 067.1276** |
| **L=395** | **Cod. 067.1277** |
| **L=445** | **Cod. 067.1278** |

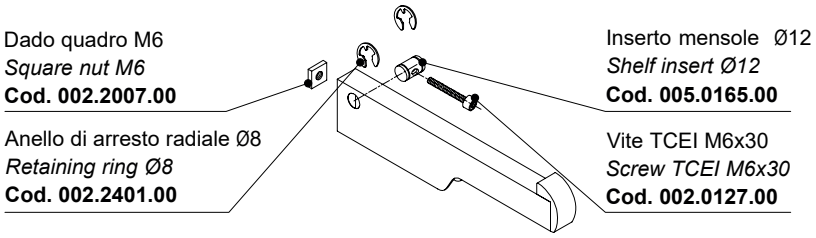


Minuteria per fissaggio inclusa nei codici kit sopra / *Fixing smallware incluced in the above assembly codes.*

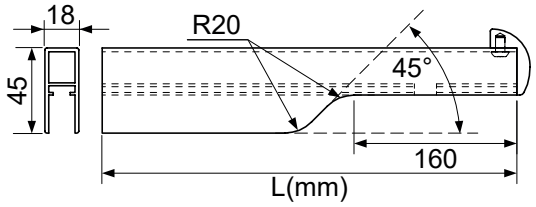


Mensola semifinita 0°
*Semifinished shelf 0°*

| | |
|---|---|
| **L=350** | **Cod. 067.1750** |
| **L=500** | **Cod. 067.1230** |

Minuteria non inclusa; lavorazione per il fissaggio a carico del cliente / *Smallware not incluced; processing for fixing carried our by customer*

### Minuteria per mensole
### *Shelf smallwares*

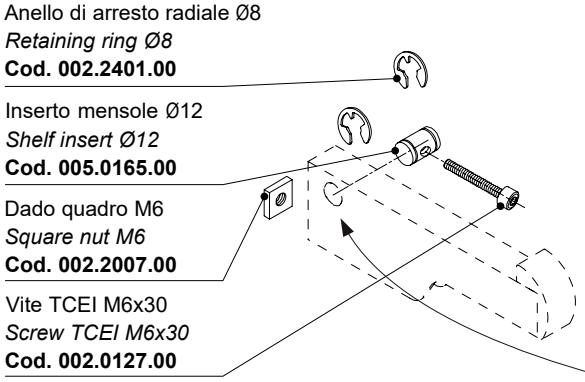


Kit minuteria fissaggio mensole 90°
90° shelf smallware fixing kit

**Cod. 001.0591.00**

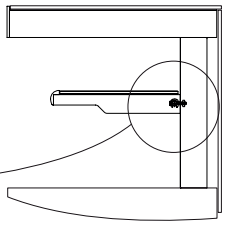

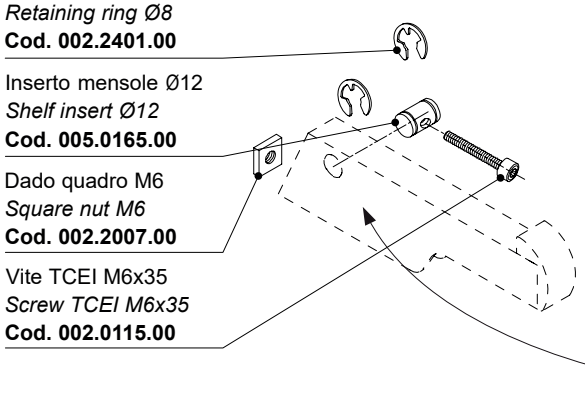


Kit minuteria fissaggio mensole inclinate
Sloped shelf smallware fixing kit

**Cod. 001.0526.00**

