Sistema **NEM 088**
*System **NEM 088***

Sistema d’apertura verso l'alto per vetri piani lineari, temprati

Lift up opening system for tempered flat linear glass panels

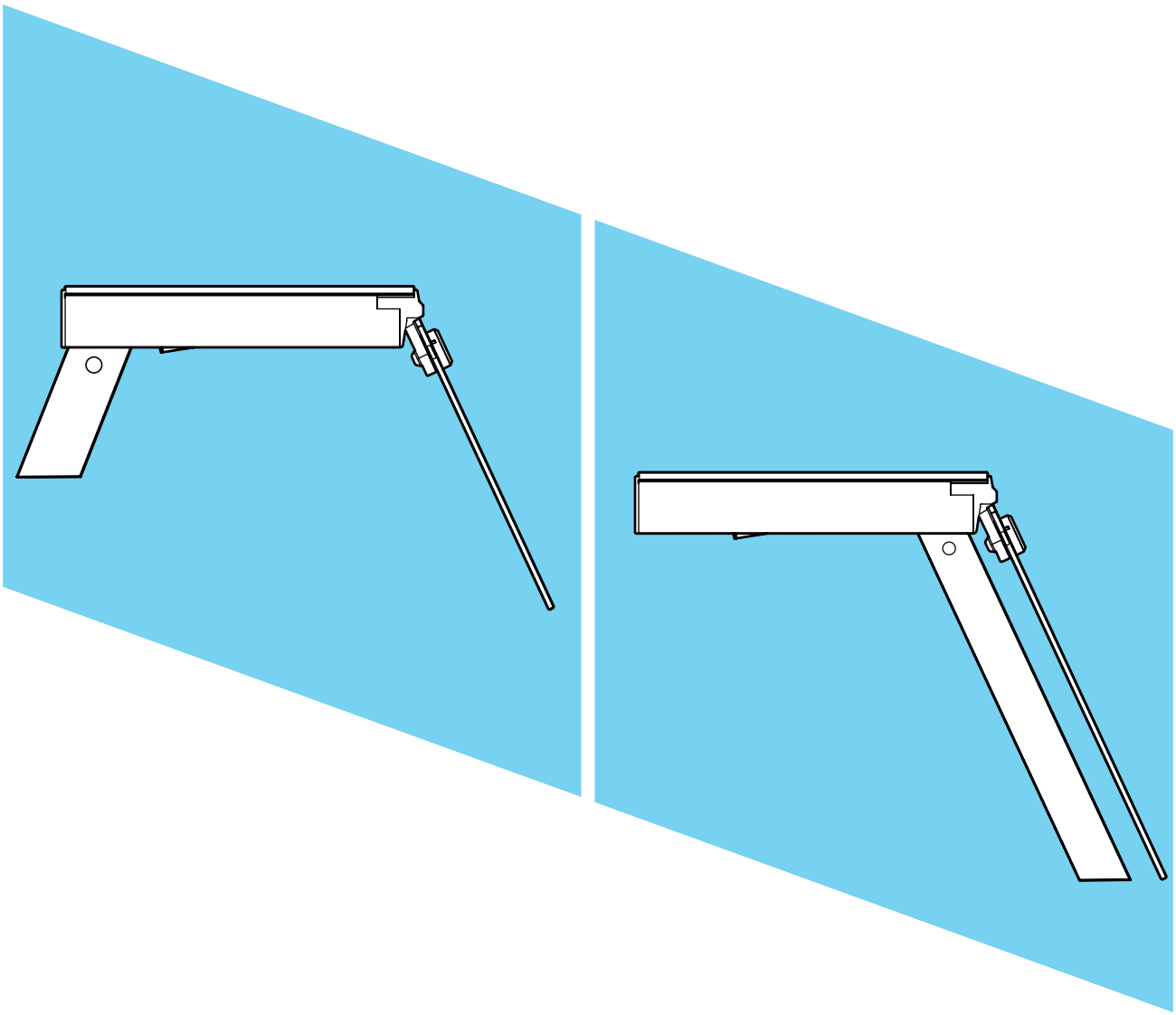

10/04/24

Nem srl - via degli Artigiani 9 - 34070 San Pier d'Isonzo (GO) - ITALY - tel. +39 0481 70297 - nem@nemsrl.it - www.nemsrl.it

All rights reserved. Any unauthorized copying, reproduction and lending is strictly prohibited.

Sistema **NEM 088**

Scatole pistone standard **L=350mm** / *Standard gas spring cases **L=350mm***

Borchia frontale TONDA / *ROUND front boss*

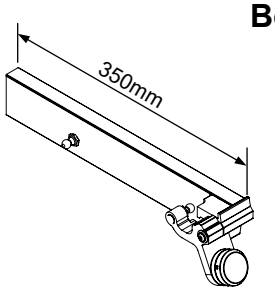

Scatola Dx completa escluso pistone L=350
Complete Rt case without gas spring L=350

Cod. 088.5001

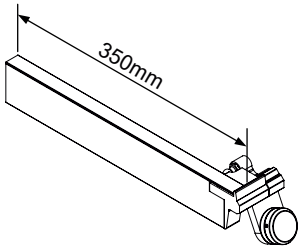

Scatola Sx completa escluso pistovne L=350
Complete Lt case without gas spring L=350

Cod. 088.5002

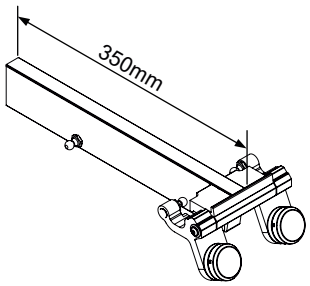

Scatola Centrale completa escluso pistone L=350
Complete Central case without gas spring L=350

Cod. 088.5003

Borchia frontale QUADRA / *SQUARED front boss*

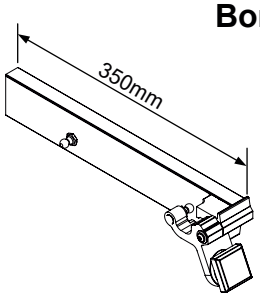

Scatola Dx completa escluso pistone L=350
Complete Rt case without gas spring L=350

Cod. 088.6001

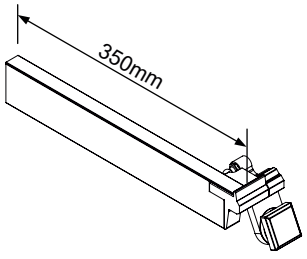

Scatola Sx completa escluso pistone L=350
Complete Lt case without gas spring L=350

Cod. 088.6002

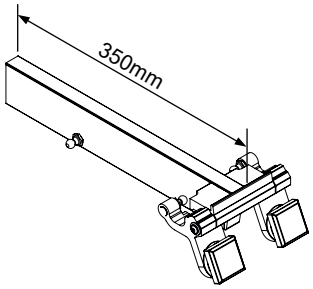

Scatola Centrale completa escluso pistone L=350
Complete Central case without gas spring L=350

Cod. 088.6003

Sistema **NEM 088**

Scatole pistone standard **L=505mm** / *Standard gas spring cases **L=505mm***

Borchia frontale TONDA / *ROUND front boss*

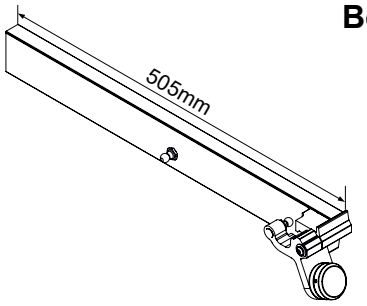

Scatola Dx completa escluso pistone L=505
Complete Rt case without gas spring L=505

Cod. 088.5006

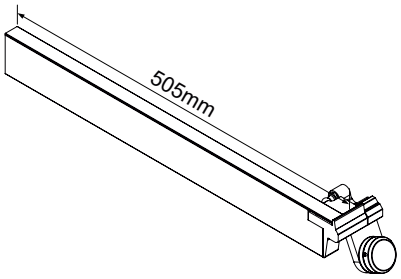

Scatola Sx completa escluso pistovne L=505
Complete Lt case without gas spring L=505

Cod. 088.5007

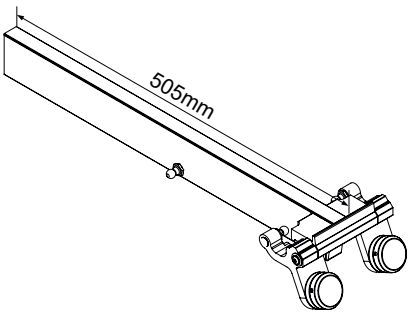

Scatola Centrale completa escluso pistone L=505
Complete Central case without gas spring L=505

Cod. 088.5008

Borchia frontale QUADRA / *SQUARED front boss*

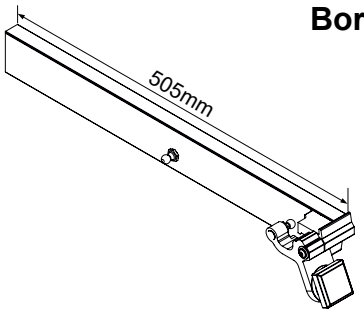

Scatola Dx completa escluso pistone L=505
Complete Rt case without gas spring L=505

Cod. 088.6006

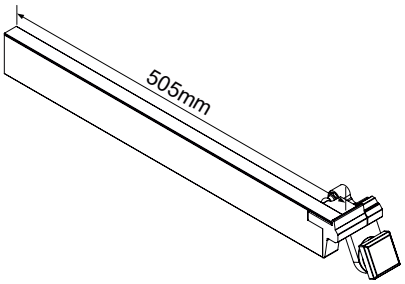

Scatola Sx completa escluso pistone L=505
Complete Lt case without gas spring L=505

Cod. 088.6007

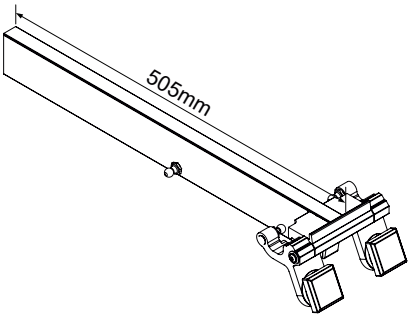

Scatola Centrale completa escluso pistone L=505
Complete Central case without gas spring L=505

Cod. 088.6008

Sistema **NEM 088**

Profili montanti in alluminio */* Aluminum u*right profiles*

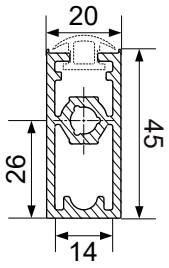

Profilo montante anteriore 087 — **L=5000mm** — **Cod. 087.4000**
Front upright profile 087

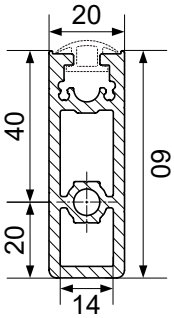

Profilo montante anteriore 080 — **L=5000mm** — **Cod. 080.0007**
Front upright profile 080

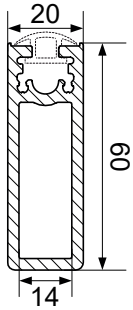

Profilo montante posteriore 068 — **L=5000mm** — **Cod. 068.0007**
Rear upright profile 068

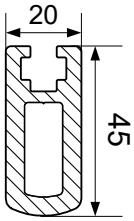

Profilo montante anteriore 067 — **L=5000mm** — **Cod. 067.0007**
Front upright profile 067

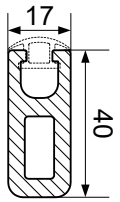

Profilo montante anteriore 061 — **L=5000mm** — **Cod. 061.0007**
Front upright profile 061

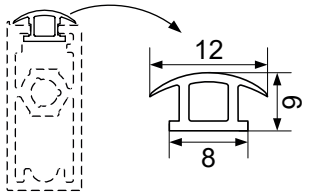

Guarnizione di chiusura montante — **L=100m** — **Cod. 090.1199.00**
Upright Gap closing gasket

Sistema **NEM 088**

Scatole pistone standard **L=350mm** / *Standard gas spring cases **L=350mm***

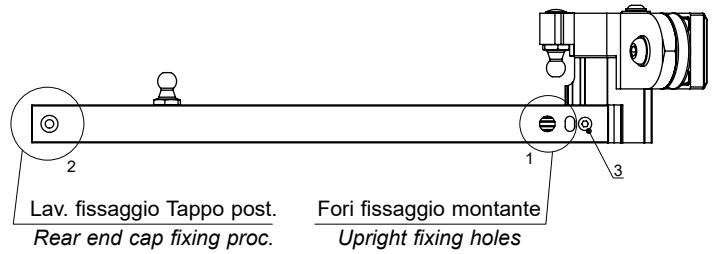

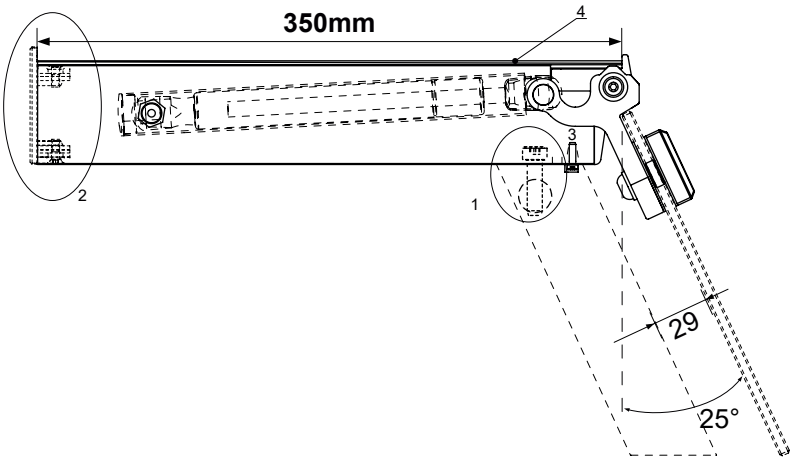

- Le scatole standard NEM 088 L=350mm (cod. Pag 02) sono fornite già lavorate per il fissaggio al montante frontale e per il passaggio cavi (1).
- Le scatole L=350 sono fornite già lavorate (2) per il fissaggio del tappo posteriore NEM, cod. 087.0106
- Le scatole L=350 sono fornite complete di vite antirotazione montata (3) e di guarnizione di appoggio banchina (4)
- Attenzione, la vite di fissaggio, il tappo posteriore ed il pistone non sono inclusi nel codice d'assieme.

- *NEM 088 standard cases L=350mm (all cod. Pag. 02) are supplied already processed for the front upright fixing and wiring (1).*
- *The standard L=350 are supplied already processed (2) for fixing the rear end cap NEM, cod. 087.0106*
- *The standard cases L=350 are supplied complete with antirotation screw assembled(3) and top glass shelf support gasket (4)*
- *Caution: the upright fixing screw, the rear end cap and gas spring are not included in the assembly cod.*

Le scatole standard NEM 088 L=350mm sono fornite già lavorate per il fissaggio al montante frontale, nella posizione rappresentata
NEM 088 standard cases L=350mm are supplied already processed for the front upright fixing, in the represented position

Scatole pistone standard **L=505mm** / *Standard gas spring cases **L=505mm***



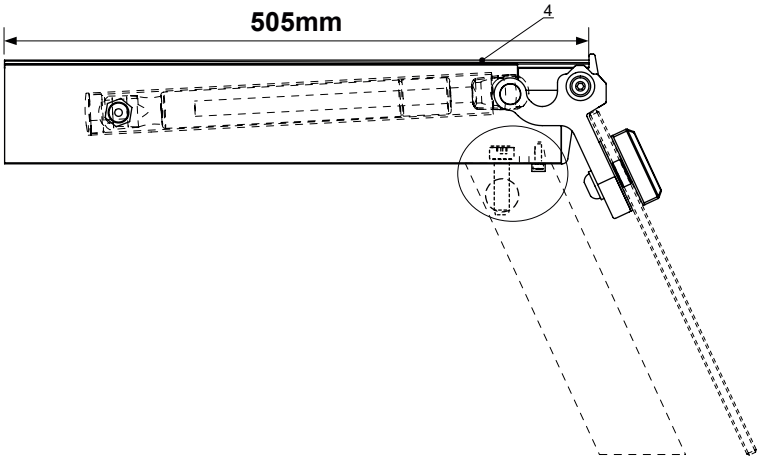

- Le scatole standard NEM 088 L=505mm (cod. Pag 03) sono fornite **senza lavorazione** per il fissaggio al montante frontale e per il passaggio cavi.
- Le scatole L=505 sono fornite **senza lavorazione** per il fissaggio del tappo posteriore.
- Le scatole L=505 sono fornite complete di guarnizione di appoggio banchina (4)
- Attenzione : la vite di fissaggio montante, la vite antirotazione ed il pistone non sono inclusi nel codice d'assieme.

- *NEM 088 standard cases L=505mm (all cod. Pag. 03) are supplied **without processing** for the front upright fixing and wiring.*
- *The standard L=505 are supplied **not processed** for fixing the rear end cap*
- *The standard cases L=505 are supplied complete with top glass shelf support gasket (4)*
- *Caution: the upright fixing screw, antirotation screw, and gas spring are not included in the assembly cod.*

Le scatole standard NEM 087 **non sono** predisposte per il fissaggio posteriore
*NEM 087 standard cases are **not** predisposed for the rear upright fixing*

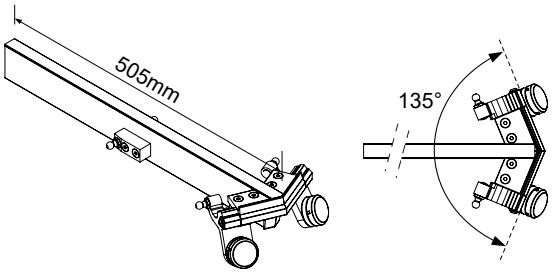

Scatola 088 AAP compl. 45°, L=505 RD **Cod. 088.8002**
Compl. 088 45° Open Corner case L=505 RD

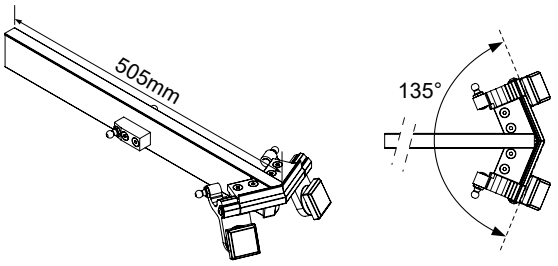

Scatola 088 AAP completa 45°, L=505 SQ **Cod. 088.8502**
Compl. 088 45° Open Corner case L=505 SQ

Con le scatole 088 per angolo aperto 45°, è possibile realizzare banchi ad angolo da 45° con una sola scatola / montante (esempio 1) , riducendo l'impatto dell'alluminio a vista e migliorando la visibilità dei prodotti esposti. Inoltre utilizzando due scatole 087 per angolo aperto da 45°, è possibiile realizzare un banco ad angolo aperto a 90° (esempio 2), con solo due montanti, ottimizzando la visibilità dei prodotti esposti.

Le scatole ad angolo L=505mm vengono fornire senza lavorazione per il fissaggio al montante frontale, senza lavorazione per il fissaggio del tappo post. Per le indicazioni sulla realizzazione dei vetri ad angolo, prego vedere pag. 15/088

With the 088 cases for 45° open corner, it is possible to realize 45° corner cabinets with just one case/upright (example 1), reducing the aluminum on sight impacat and improving the visibility of exposed products. Furthermore, using 2 open corner 45° cases, it is possible to realize a 90° open corner cabinet (example 2) , with just 2 uprights, optimizing the visibility of exposed products in the entire corner cabinet.

The 45° open corner cases L=505mm are supplied without processing for the front upright fixing, without the processing for rear endcap fixing. For corner glass cutting patterns, please see pag. 15/088.

Esempi di composizione per angoli
Composition examples for corners

1

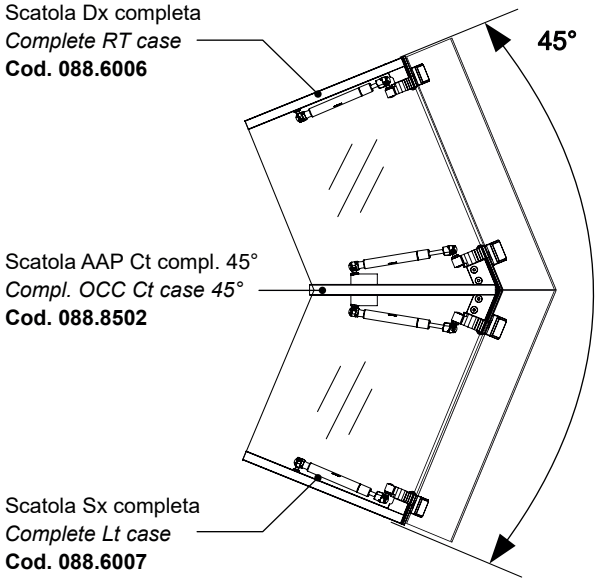

2

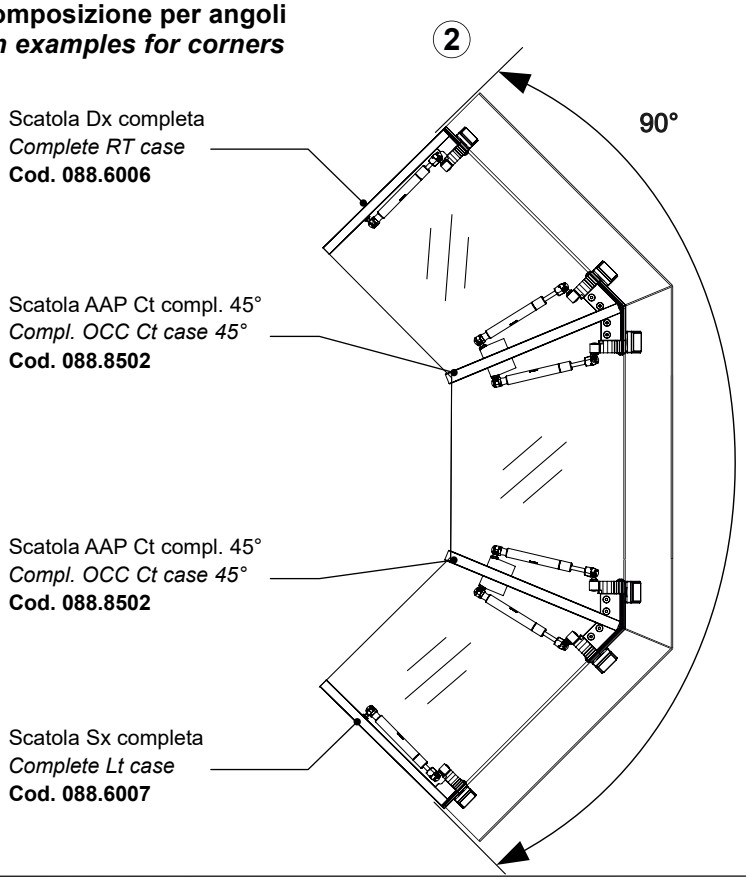

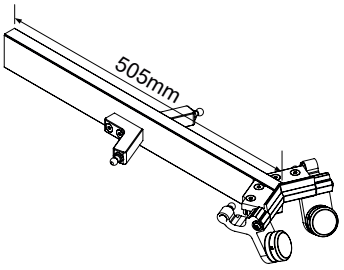

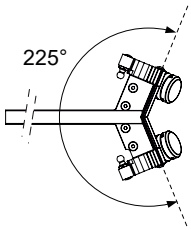

Scatola 088 ACH compl. 45°, L=505 RD **Cod. 088.7002**
Compl. 088 45° Close Corner case L=505 RD

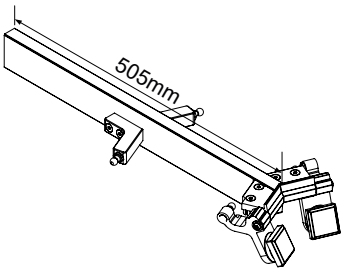

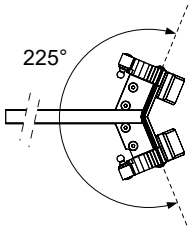

Scatola 087 ACH completa 45°, L=505 SQ **Cod. 088.7502**
Compl. 087 45° Close Corner case L=505 SQ

Con le scatole 088 per angolo chiuso 45°, è possibile realizzare banchi ad angolo da 45° con una sola scatola / montante (esempio 1) , riducendo l'impatto dell'alluminio a vista e migliorando la visibilità dei prodotti esposti. Inoltre utilizzando due scatole 087 per angolo chiuso da 45°, è possibiile realizzare un banco ad angolo chiuso a 90° (esempio 2), con solo due montanti, ottimizzando la visibilità dei prodotti esposti.

Le scatole ad angolo chiuso L=505mm vengono fornire senza la lavorazione per il fissaggio al montante frontale, senza lavorazione per il fissaggio del tappo post. Per le indicazioni sulla realizzazione dei vetri ad angolo, prego vedere pag. 15/088

With the 088 cases for 45° closed corner, it is possible to realize 45° corner cabinets with just one case/upright (example 1), reducing the aluminum on sight impacat and improving the visibility of exposed products. Furthermore, using 2 closed corner 45° cases, it is possible to realize a 90° closed corner cabinet (example 2) , with just 2 uprights, optimizing the visibility of exposed products in the entire corner cabinet.

The 45° closed corner cases L=505mm are supplied without processing for the front upright fixing, without the rear end cap finxing processing. For corner glass cutting patterns, please see pag. 15/088.

Esempi di composizione per angoli
Composition examples for corners

1

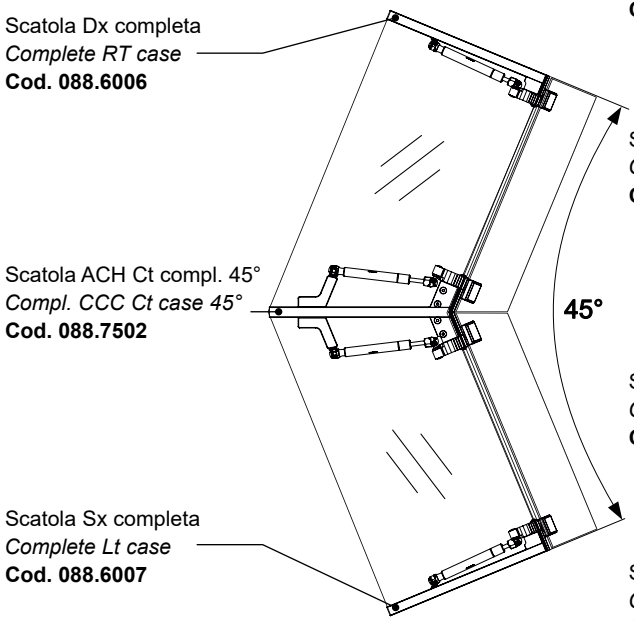

2

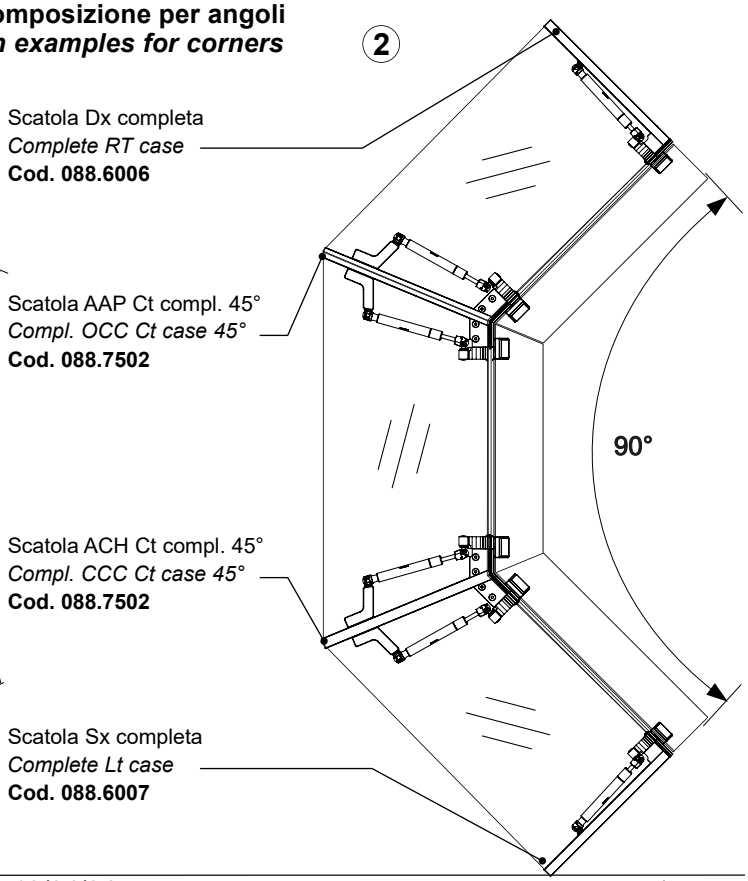

Sistema **NEM 088**
Codici componenti standard */ Standard item codes*

Vite TCEI M8x30
SHC screw M8x30
Cod. 002.0135.00

Vite TCEI M4x10
SHC screw M4x10
Cod. 002.0113.00

Tirante 067 d14x20
Tie rod 067 d.14x20
Cod. 005.0233.00



Kit tirante fissaggio montante
Fixing tie rod kit for upright

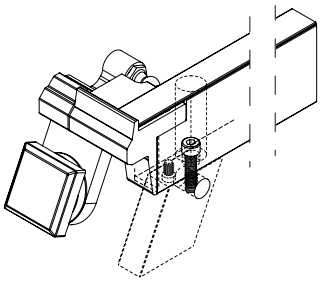

Cod. 001.0068.00

Vite TCEI M4x10
SHC screw M4x10
Cod. 002.0113.00



Vite antirotazione scat/mont. 087*
*Anti-rotation screw for 087 upright**

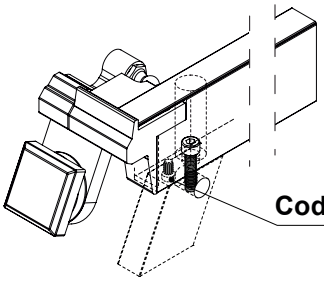

Cod. 002.0113.00

(*) Tutte le scatole standard 088 L=350 sono fornite con la vite antirotazione 002.0113 già montata per il fissaggio al montante 087
(*) All the standard 088 gas spring L=350 cases are supplied with the antirotation screw 002.0113 already installed, for fixing to the upright 087

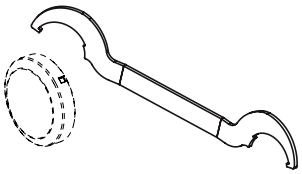

Chiave di serraggio borchia 087 RD 40mm
087 40mm RD front boss fastening tool

Cod. 006.0184.00

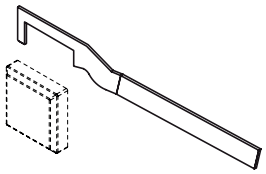

Chiave di posizionamento borchia 087 SQ 40mm
087 40mm SQ front boss positioning tool

Cod. 006.0185.00

Vite TSEI M4x12 2,9x16
ECSK screw M4x12
Cod. 002.0205.00

Tappo scatola post. 087
Rear end cap 087
Cod. 087.0105

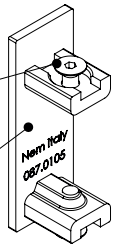

Kit tappo scatola posteriore 087
Rear 087 case end cap Kit

Cod. 087.0106

Tubo copripistone L=200
Gas ram cover L=200
Cod. 080.0271

Tappo tubo copripistone
End cap spring cover
Cod. 063.1120

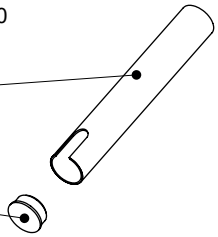

Kit Tubo copripistone (non mont.)
Gas spring cover kit (not assembled)

Cod. 080.0276

Sistema **NEM 088**
Codici componenti standard / *Standard item codes*

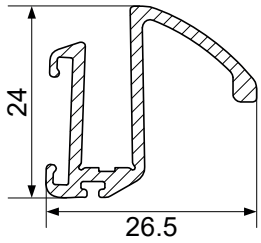

Profilo maniglia (vetro 6mm)
Hand grip profile (6mm glass)

L=5150mm **Cod. 080.1100**

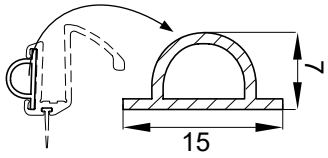

Guarnizione di battuta maniglia
Hand grip ledge gasket

L=100m **Cod. 010.0450.00**

Materiale/*Material* **PVC - 70 Shore**
Colore/*Colour* **neutro/*neutral***

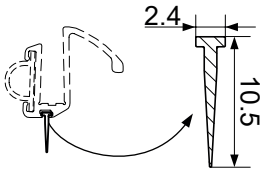

Guarnizione di chiusura inf.
Lower closing gasket

L=100m **Cod. 550.0099.00**

Materiale/*Material* **silicone-70 Shore**
Colore/*Colour* **neutro/*neutral***

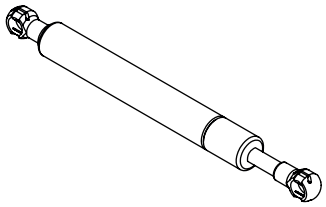

Pistoni per sistema NEM 087*
*System NEM 087 gas springs**

200N	**Cod. 007.1310.00**
250N	**Cod. 007.1315.00**
300N	**Cod. 007.1320.00**
400N	**Cod. 007.1330.00**
500N	**Cod. 007.1340.00**
600N	**Cod. 007.1350.00**
700N	**Cod. 007.1360.00**
800N	**Cod. 007.1370.00**

*Pistoni a gas speciali per alte temperature, fino a +110° C
**Special gas springs for high temperatures, up to +110° C*

Indicazioni pistoni / *Gas spring suggestions*

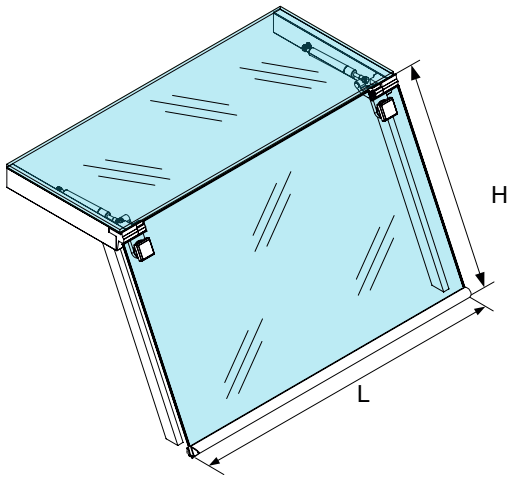

Potenza media pistoni suggerita in base a test effettuati con vetri di dimensioni **LxH**, con maniglia 080.1100 (*)

*Average suggested gas spring powers, based on tests carried out with glass size **LxH,** with handle profile 080.1100 (*)*

Altezza vetro *Glass height* **H (mm)**	Lunghezza vetro / *Glass length* **L(mm)**		
	934mm	**1246mm**	**1558mm**
510mm	2x200N 007.1310.00	2x250N 007.1315.00	2x300N 007.1320.00
575mm	2x250N 007.1315.00	2x300N 007.1320.00	2x400N 007.1330.00
750mm	2x400N 007.1330.00	2x500N 007.1340.00	2x700N 007.1360.00

(*) Le potenze medie delle molle a gas, indicate in tabella, sono da considerarsi puramente indicative, i valori indicati sono risultato di più prove in diverse situazioni di utilizzo.

(*) The gas springs average powers shown in the data sheet, are purely indicative, the values shown are results of multiple tests in different situations of use.

La NEM s.r.l. declina ogni responsabilità civile e penale in caso di rotture dei vetri dovute a loro difetti o errato montaggio.

NEM s.r.l. undertakes neither public nor criminal liability in case of glass breakages due to their defects or to a wrong assembling.

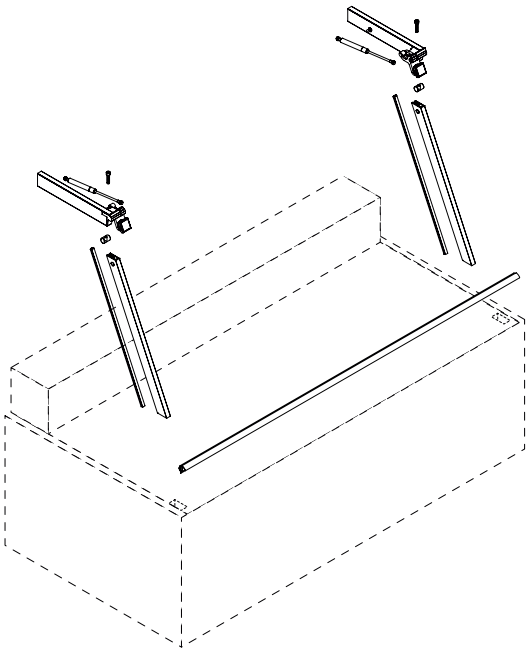

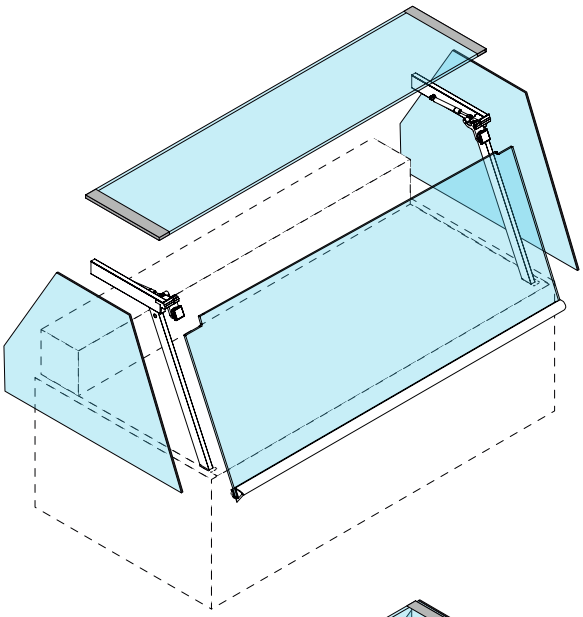

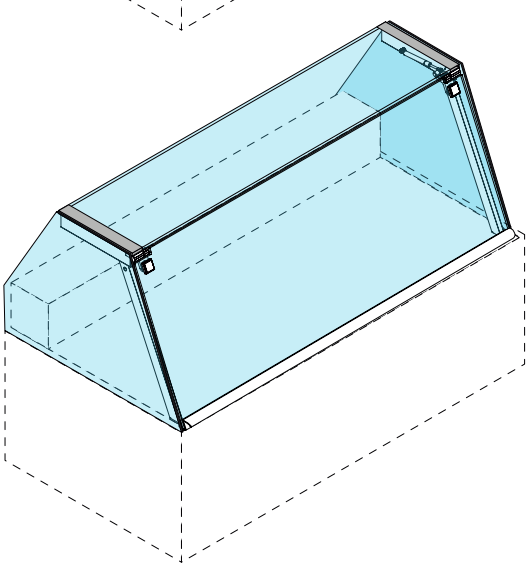

Codici utilizzati nel esempio
Codes used in the example

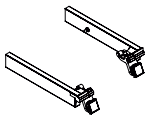	**088.6001 / 088.6002** Scatole Dx e Sx complete L=350 escl. pistone Complete Rt and Lt cases L=350 without gas spring
	**007.13XX** 2 Pistoni a gas mod. 087 (indicazioni N pistoni a pag 05) *2 Gas springs mod. 087 (N suggestion at page 05)*
	**087.4000** 2 Montanti profilo 087.4000 lavorati a misura* *2 Uprights profile 087.4000 processed at measure**
	**090.1199.00** Guarnizione di chiusura mont. *Upright closing gasket*
	**001.0068.00** Kit tirante per fissaggio scatola/mont. *Case/upright fixing tie rod kit*
	**MANIGLIA VETRO** **GLASS HANDLE** Cod. 080.1100 + Cod. 090.1199 + Cod. 550.0099
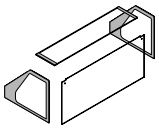	**VETRO / *GLASS*** Fornitura kit vetri a misura su richiesta *Custom measure glass kit supply on request*

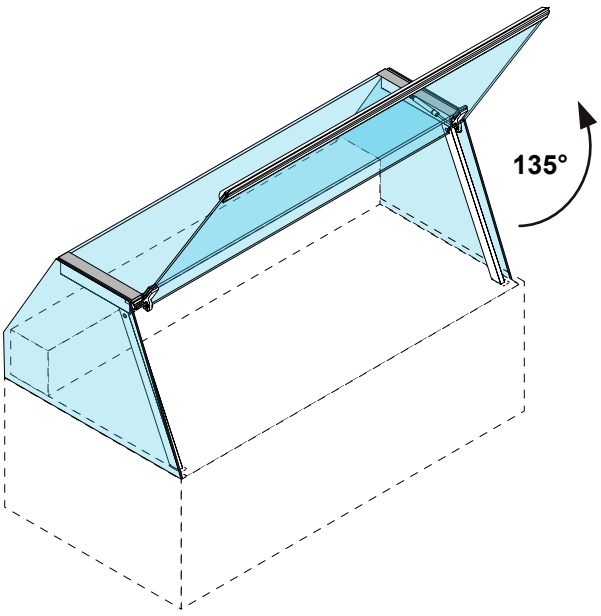

* Profilo montante 087.4000 fornito a barra da 5000mm; le lavorazioni sono a carico del cliente.
** Upright profile 087.4000 supplied in 5000mm bars; the processing is carried out by the customer.*

Sistema **NEM 088**

Installazione con montante **087.4000** / *Installation with upright **087.4000***

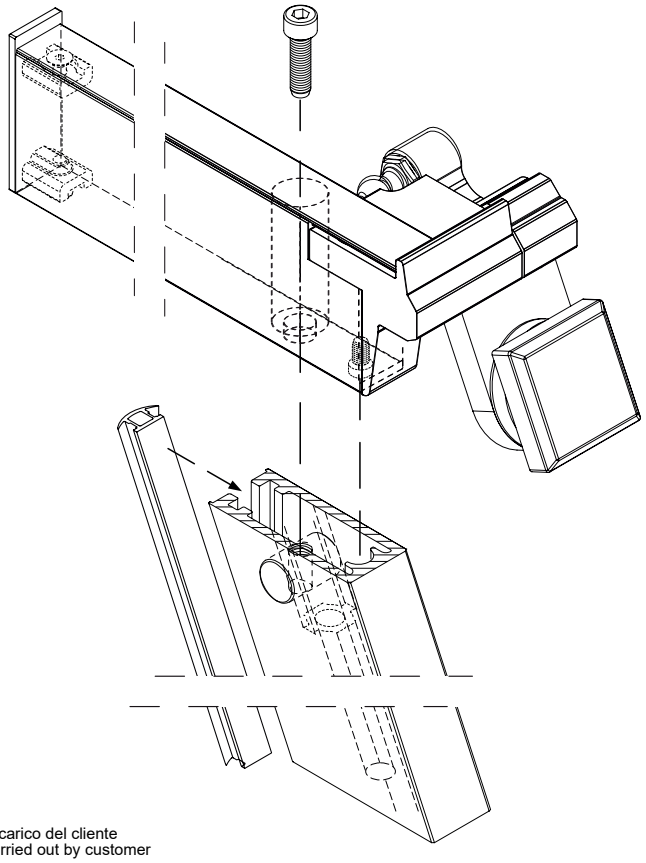

* Lavorazioni a carico del cliente
* Processing carried out by customer

Codici utilizzati nel esempio
Codes used in the example

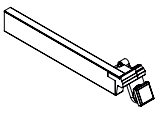	**088.6002** Scatola Sx completa escluso pistone *Complete Lt case without gas spring*
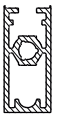	**087.4000*** Prof. montante ant. 087 tagliato a misura dal cliente *Front upright prof. 087 cut at measure from customer*
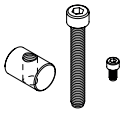	**001.0068.00** Kit tirante per fiss. Mont. *Fixing tie rod kit for upright*
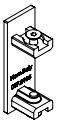	**087.0106** Kit tappo scatola posteriore 087 *Rear 087 case end cap Kit*
	**090.1199.00** Guarnizione di chiusura mont. *Upright closing gasket*

Installazione con montante post. **068.0007** / *Installation with rear upright **068.0007***

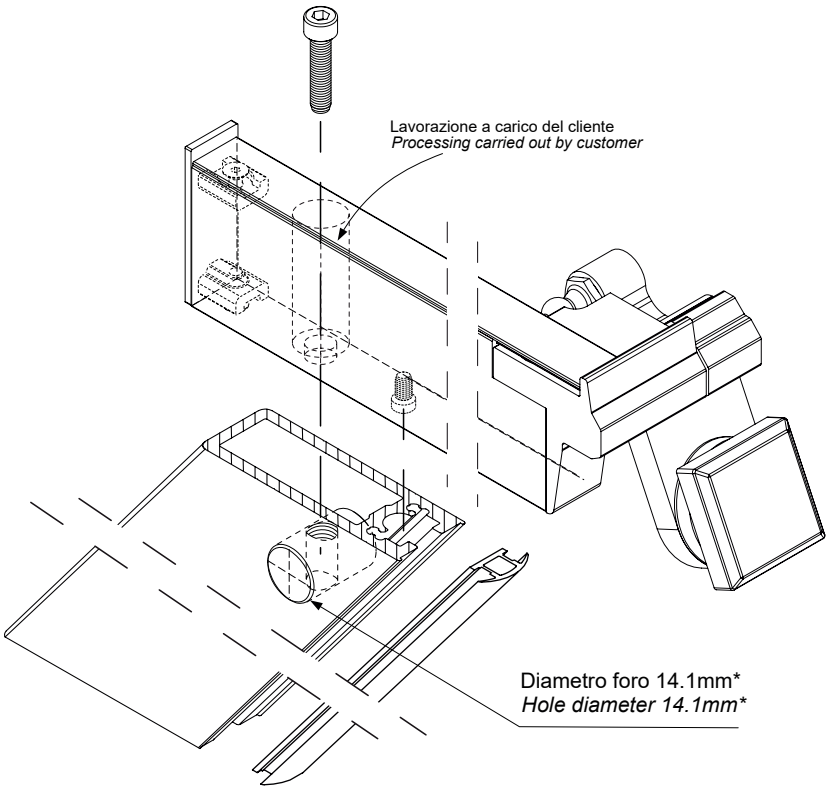

* Lavorazioni a carico del cliente
** Processing carried out by customer*

Codici utilizzati nel esempio
Codes used in the example

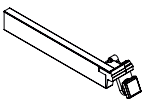	**088.5002** Scatola Sx completa escluso pistone *Complete Lt case without gas spring*
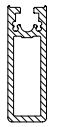	**068.0007** Prof. montante ant. 068 tagliato e lav. a misura dal cliente *Front upright prof. 068 cut and proc. at measure from customer*
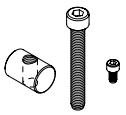	**001.0068.00** Kit tirante per fiss. Mont. *Fixing tie rod kit for upright*
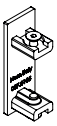	**087.0106** Kit tappo scatola posteriore 087 *Rear 087 case end cap Kit*
	**090.1199.00** Guarnizione di chiusura mont. *Upright closing gasket*

Plafoniere - LED
Light canopies - LED

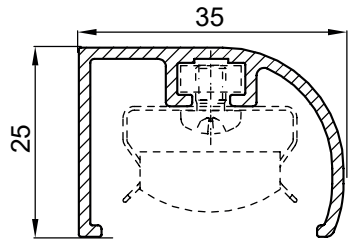

Profilo lampada
Light canopy profile

L=5000mm **Cod. 051.0200**

Per dettagli su codici, componenti e fissaggio vedi catalogo 230 pag.07
For details regarging codes, components and fixing see catalogue 230 pag.07

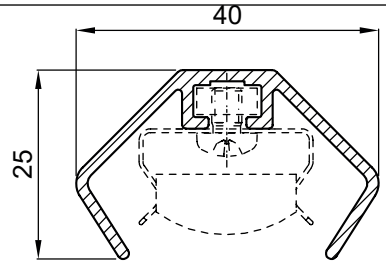

Profilo lampada
Light canopy profile

L=5000mm **Cod. 051.2200**

Per dettagli su codici, componenti e fissaggio vedi catalogo 230 pag.08
For details regarging codes, components and fixing see catalogue 230 pag.08

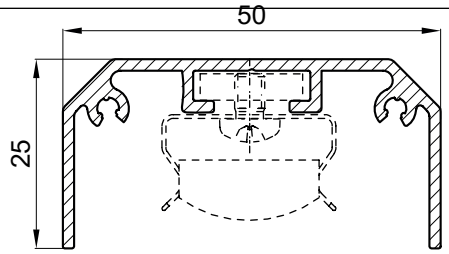

Profilo lampada
Light canopy profile

L=5000mm **Cod. 095.0200**

Per dettagli su codici, componenti e fissaggio vedi catalogo 230 pag.10
For details regarging codes, components and fixing see catalogue 230 pag.10

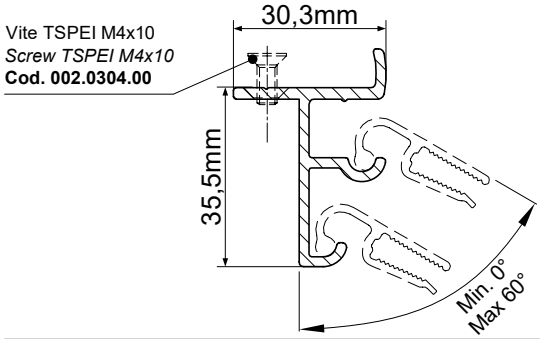

Profilo scorrevoli posteriori
Rear sliding profile

L=5200mm **Cod. 068.2150**

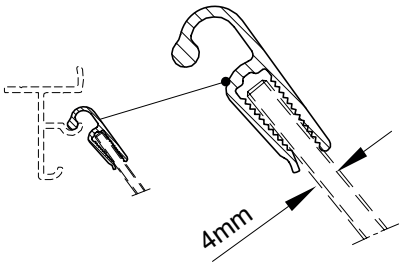

Profilo pinza scorrevoli
Clamp sliding profile

L=5000mm **Cod. 064.1300**

Pinza scorrevoli per angoli
Clamp sliding for corners

L=30mm **Cod. 064.1205**

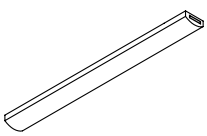

Lampade LED a barra mod. 051 (vedi catalogo 230 pag.03)
LED light bars mod. 051 (see catalogue 230 pag.03)

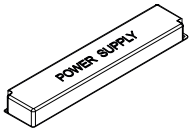

Alimentatori a corrente continua - 12V (vedi catalogo 230 pag.06)
Power supplies - 12V (see catalogue 230 pag.06)

Mensole complete 067
Complete shelves 067

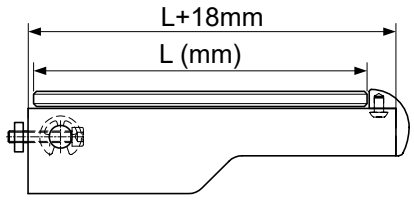

Kit mensola completa mod. 067
Compl. shelf mod. 067 assembly

L=195	**Cod. 067.1970**
L=245	**Cod. 067.1971**
L=295	**Cod. 067.1275**
L=345	**Cod. 067.1276**
L=395	**Cod. 067.1277**
L=445	**Cod. 067.1278**

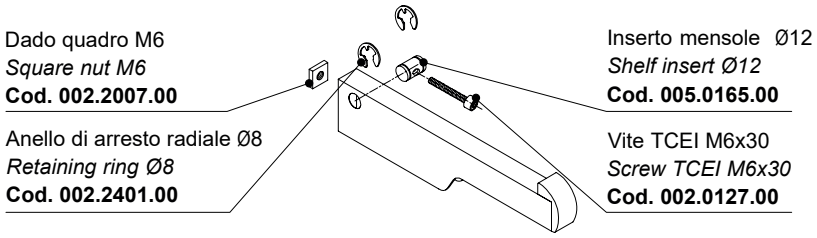

Minuteria per fissaggio inclusa nei codici kit sopra / *Fixing smallware incluced in the above assembly codes.*

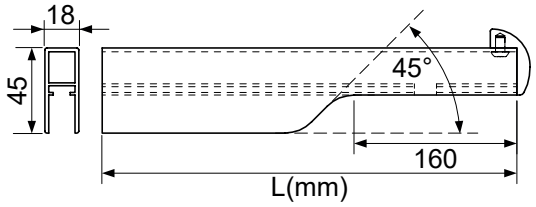

Mensola semifinita 0°
Semifinished shelf 0°

L=350	**Cod. 067.1750**
L=500	**Cod. 067.1230**

Minuteria non inclusa; lavorazione per il fissaggio a carico del cliente / *Smallware not incluced; processing for fixing carried our by customer*

Minuteria per mensole
Shelf smallwares

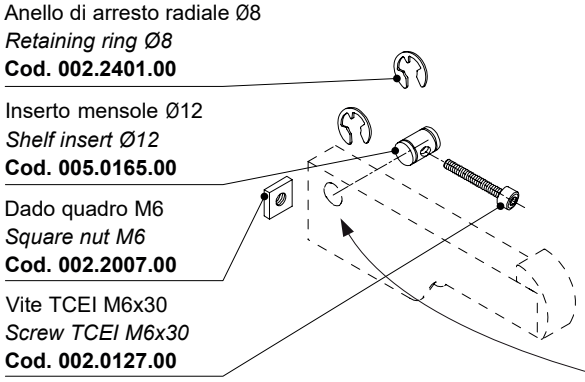

Kit minuteria fissaggio mensole 90°
90° shelf smallware fixing kit

Cod. 001.0591.00

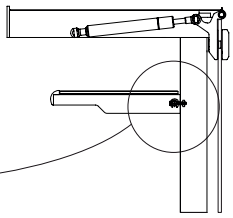

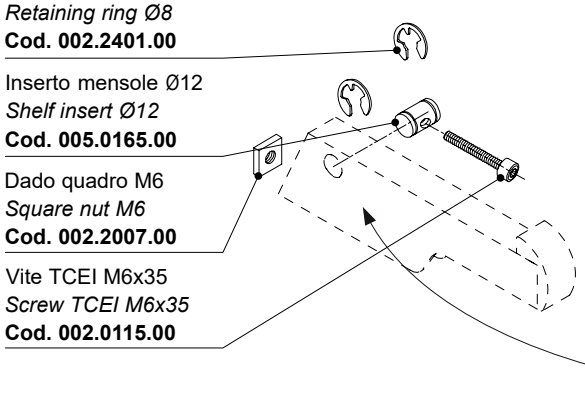

Kit minuteria fissaggio mensole inclinate
Sloped shelf smallware fixing kit

Cod. 001.0526.00

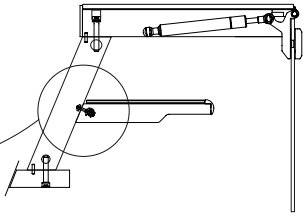

Mensole complete 076
Complete shelves 076

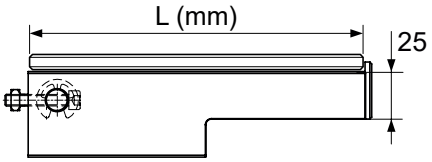

Kit mensola completa mod. 076 H25
Compl. shelf mod. 076 assembly H25

L=195	**Cod. 067.2007**
L=245	**Cod. 067.2010**
L=295	**Cod. 067.2012**
L=345	**Cod. 067.2014**
L=395	**Cod. 067.2040**
L=445	**Cod. 067.2042**

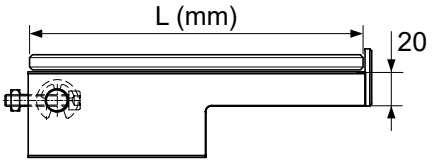

Kit mensola completa mod. 076 H20
Compl. shelf mod. 076 assembly H20

L=195	**Cod. 067.2020**
L=245	**Cod. 067.2022**
L=295	**Cod. 067.2024**
L=345	**Cod. 067.2044**
L=395	**Cod. 067.2046**
L=445	**Cod. 067.2030**

Minuteria per fissaggio 001.0591.00 inclusa nei codici kit sopra / *Fixing smallware 001.0591.00 incluced in the above assembly codes.*

Mensole semilavorate / *Semi-processed shelves*

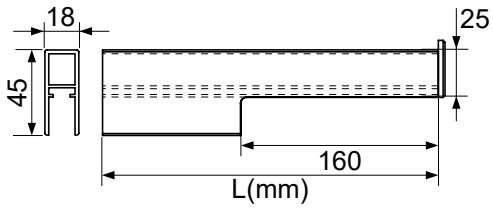

Mensola semifinita 0° H25
Semifinished shelf 0° H25

L=350	**Cod. 067.2032**
L=500	**Cod. 067.2034**

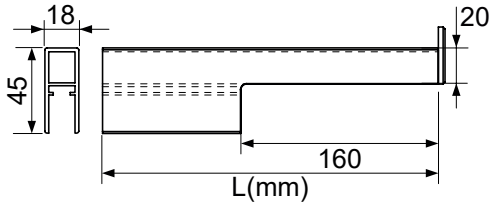

Mensola semifinita 0° H20
Semifinished shelf 0° H20

L=350	**Cod. 067.2036**
L=500	**Cod. 067.2038**

Minuteria non inclusa; lavorazione per il fissaggio a carico del cliente / *Smallware not incluced; processing for fixing carried our by customer*

Minuteria per mensole
Shelf smallwares

Anello di arresto radiale Ø8
Retaining ring Ø8
Cod. 002.2401.00

Inserto mensole Ø12
Shelf insert Ø12
Cod. 005.0165.00

Dado quadro M6
Square nut M6
Cod. 002.2007.00

Vite TCEI M6x30
Screw TCEI M6x30
Cod. 002.0127.00

Kit minuteria fissaggio mensole 90° **Cod. 001.0591.00**
90° shelf smallware fixing kit

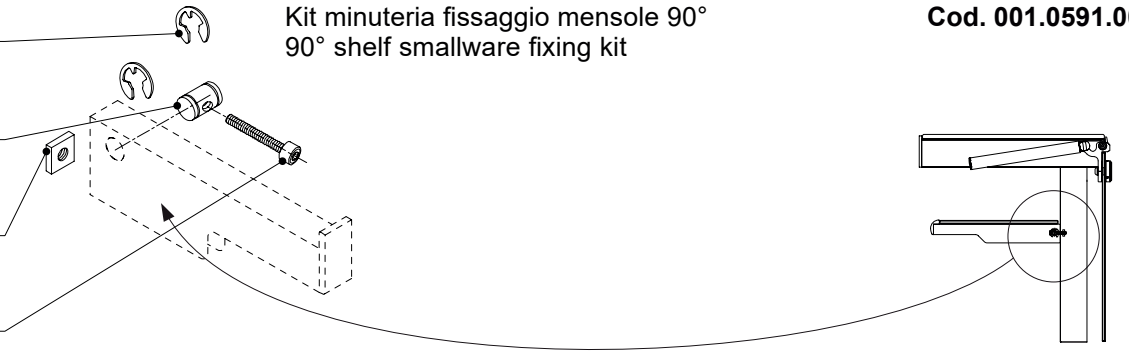

Anello di arresto radiale Ø8
Retaining ring Ø8
Cod. 002.2401.00

Inserto mensole Ø12
Shelf insert Ø12
Cod. 005.0165.00

Dado quadro M6
Square nut M6
Cod. 002.2007.00

Vite TCEI M6x35
Screw TCEI M6x35
Cod. 002.0115.00

Kit minuteria fissaggio mensole inclinate **Cod. 001.0526.00**
Sloped shelf smallware fixing kit



Schemi di lavorazione vetri
Glass processing pattern

Vetro frontale linea 088 / *088 line front glass*

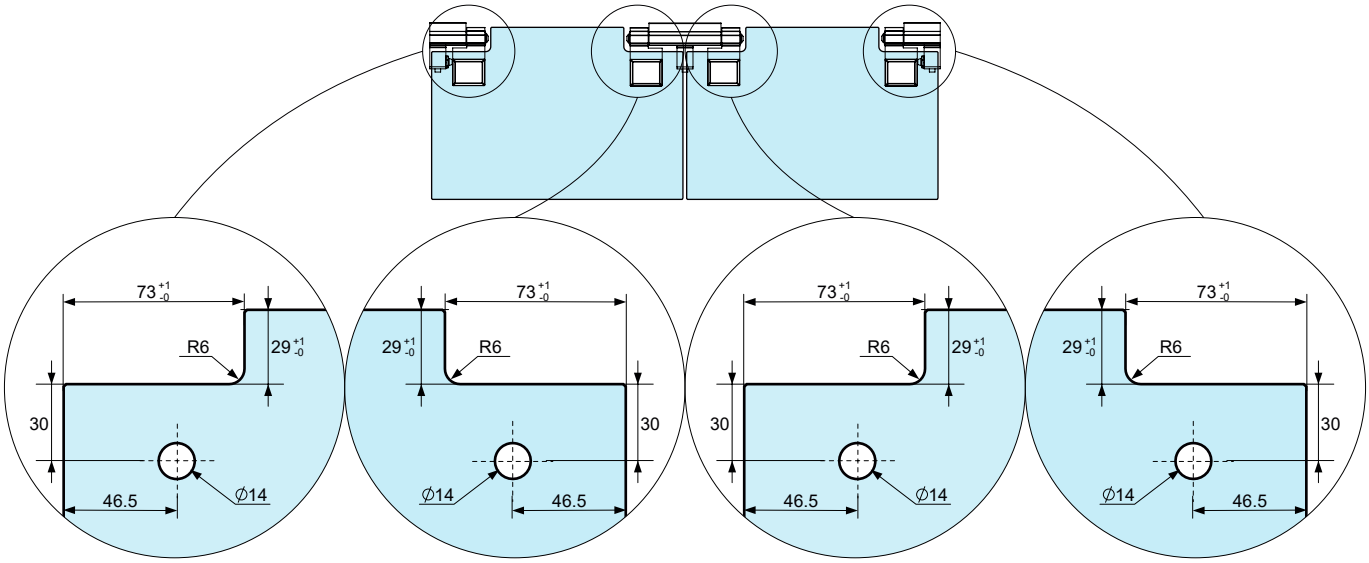

Le lavorazioni dei vetri destri, sinitri e centrali sono tutte uguali; tutte le misure sono espresse in millimetri
The processing of left, right and central glass panels are all equal; all the measures are expressed in millimiters

Vetro frontale angoli 088 / *088 corner front glass*

Angolo aperto 45°
45°open corner

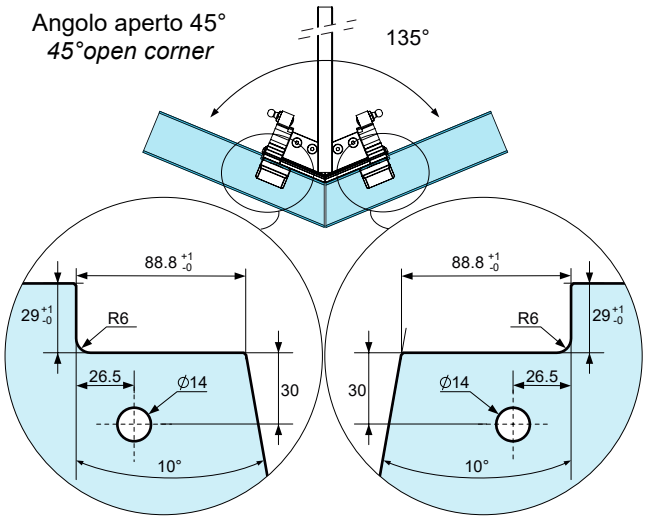

Angolo chiuso 45°
45° closed corner

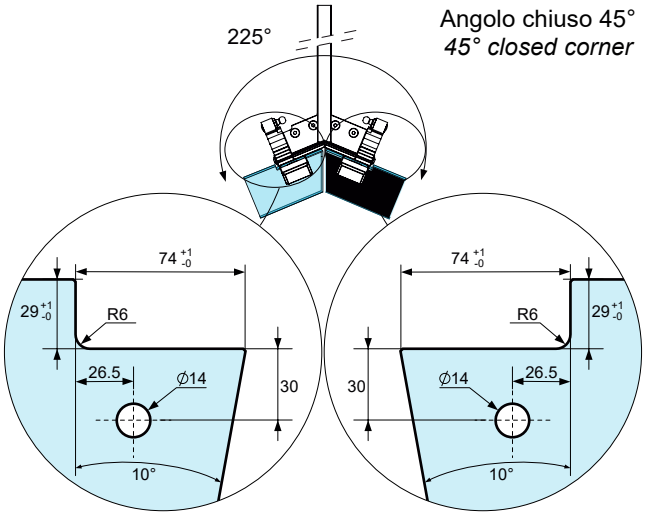

Usare esclusivamente vetro temprato / *Use exclusvively tempered glass*