Apertura professionale verso l'alto per vetri piani lineari Sistema **084**

Professional lift up opening for flat linear glasses System ***084***

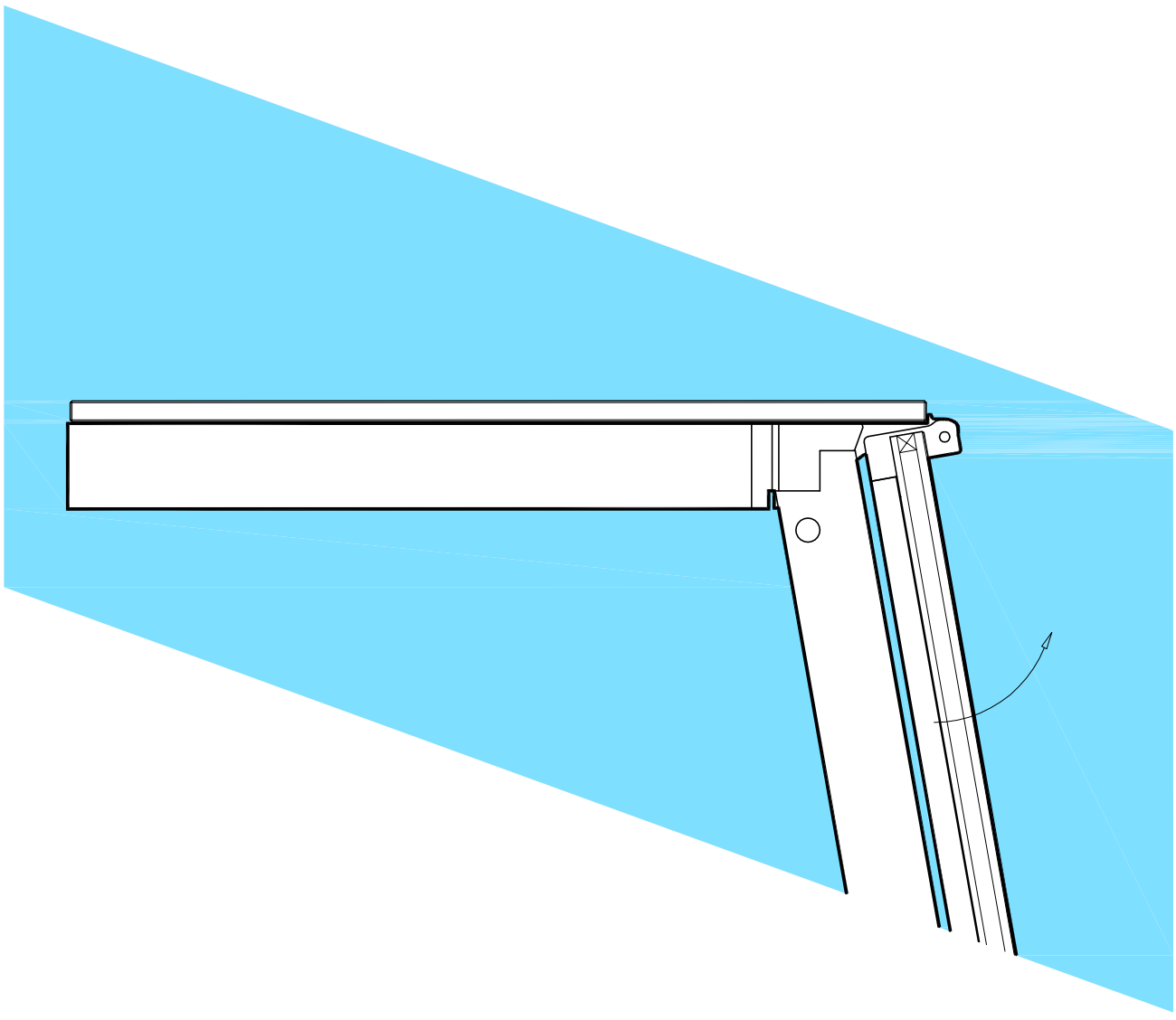

Sistema **084**

System ***084***

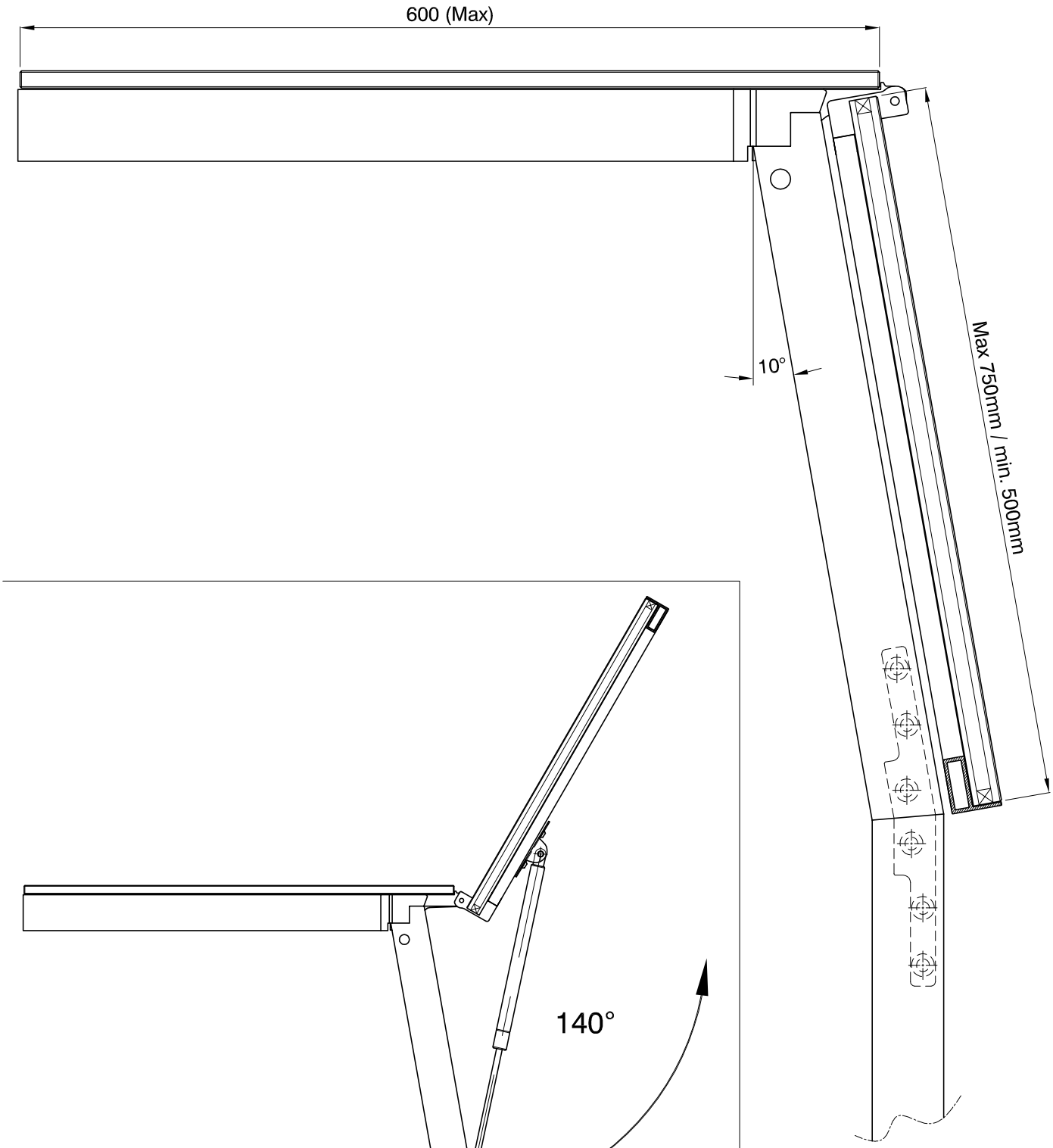

SCALA/*SCALE*
1:4

SCALA/*SCALE*
1:8

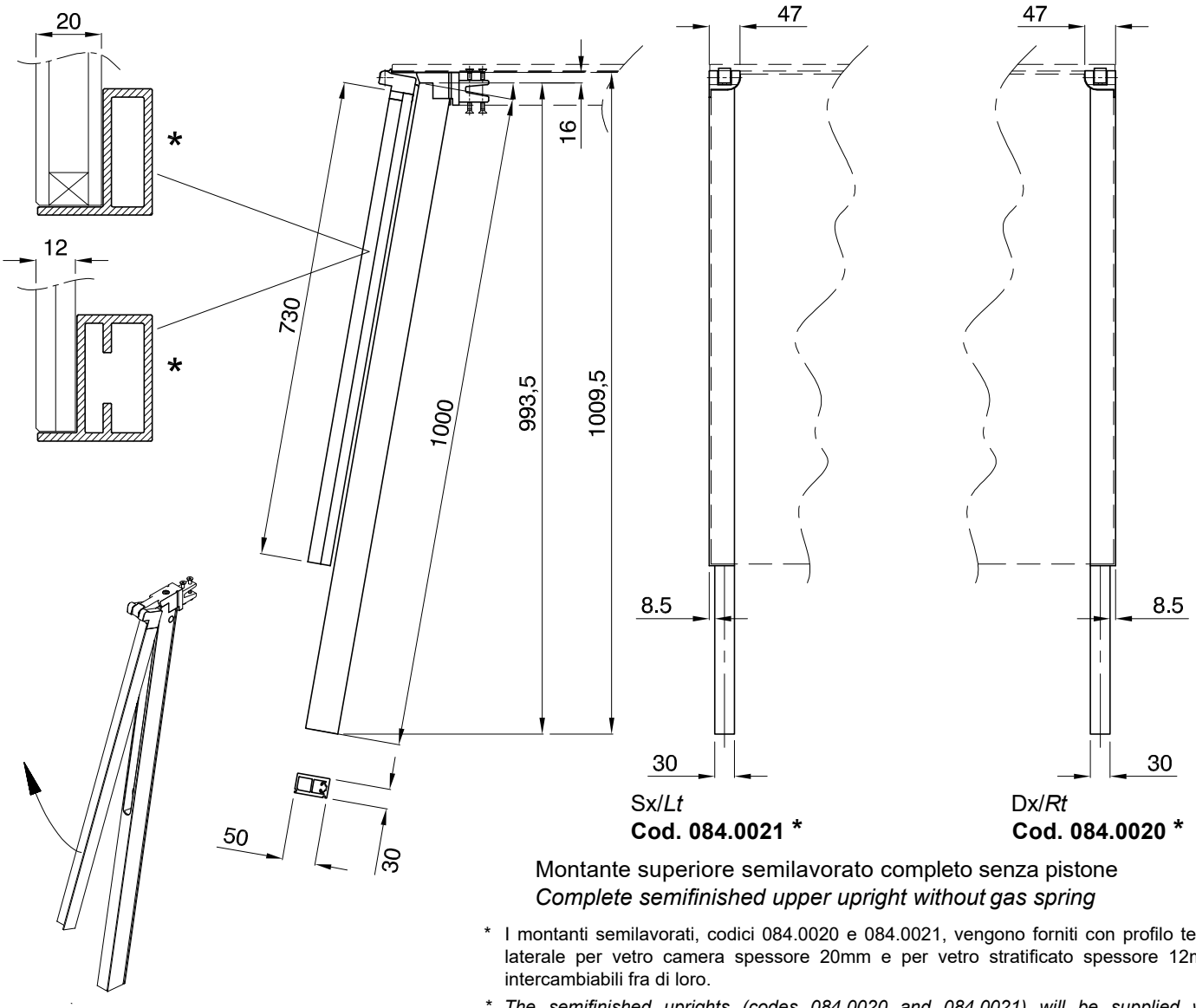

Sx/*Lt*
Cod. 084.0021 *

Dx/*Rt*
Cod. 084.0020 *

Montante superiore semilavorato completo senza pistone
Complete semifinished upper upright without gas spring

* I montanti semilavorati, codici 084.0020 e 084.0021, vengono forniti con profilo telaio laterale per vetro camera spessore 20mm e per vetro stratificato spessore 12mm, intercambiabili fra di loro.

* *The semifinished uprights (codes 084.0020 and 084.0021) will be supplied with interchangeable lateral frame profiles for both double glazing 20 mm thick and laminated glass 12 mm thick.*

Rappresentato particolare Dx
Right part represented

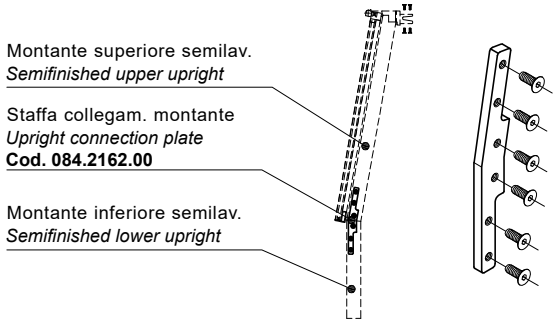

Kit staffa di collegamento montante — **Cod. 084.2162.00**
Upright connection plate kit

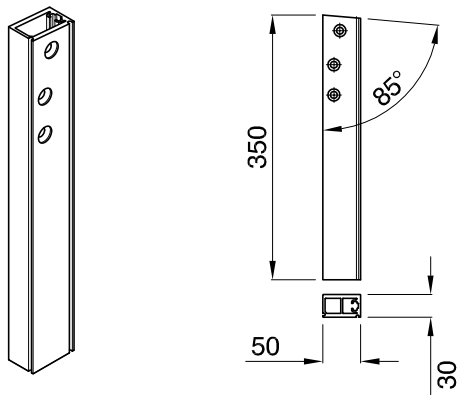

Montante inferiore semilavorato — Dx/*Rt* — **Cod. 082.0134**
Semifinished lower upright — Sx/*Lt** — **Cod. 082.0133**

Rappresentato particolare Dx
Right part represented

Schema di composizione dei montanti
Uprights composition sheet

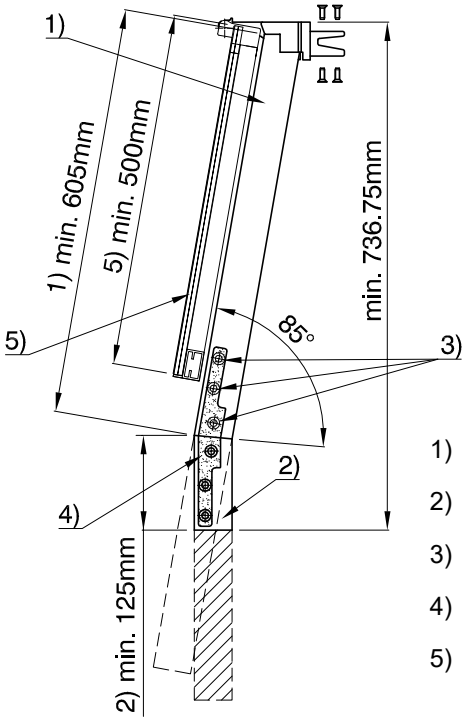

1) Montante superiore
Upper upright
2) Montante inferiore
Lower upright
3) Forature per fissaggio staffa 084.2162.00
Holes for fixing the plate 084.2162.00
4) Staffa di collegamento cod. 084.2162.00
Connection plate code 084.2162.00
5) Vetro frontale, spessore 12 o 20mm
Frontale glass, thickness 12 or 20mm

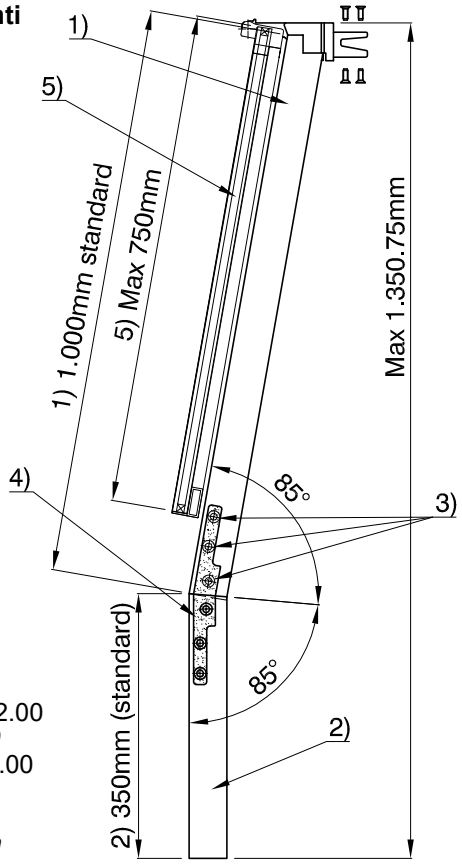

Minima altezza realizzabile
Minimum feasible height

Massima altezza realizzabile
Maximum feasible height

- I montanti, superiore (1) ed inferiore (2), vengono assemblati tramite la staffa cod. 084.2162.00 (4).
The upper (1) and lower (2) uprights are assembled through the connection plate code 084.2162.00 (4).

- Il cliente dovrà tagliare a misura il montante superiore (fornito da 1.000mm) ed effettuare le forature (3) per il fissaggio della staffa (4). È disponibile la dima di foratura codice 006.1132.00. La misura minima del montante superiore è di 605mm.
The customer will have to cut to measure the upper upright (provided with length 1.000 mm) and make the holes (3) for fixing the connection plate (4). A drilling template code 006.1132.00 is available. The minimum length of the upper upright is 605 mm.

- Il montante inferiore viene fornito tagliato a 85°e con le forature per il fissaggio della staffa (4). La misura a catalogo è di 350mm, il cliente può adattarlo, tagliandolo nella parte inferiore fino ad un minimo di 125mm.
The lower upright is supplied pre-cut at 85° and ready with the fixing holes for the connection plate (4). Its standard length is 350 mm, but the customer can adapt it just cutting the bottom part down to a minimum of 125 mm.

- Sulla base delle proprie esigenze, il cliente può così realizzare dei montanti completi per dei vetri frontali (5) con un'altezza minima di 500mm e massima di 750mm.
Based on his specific needs, the customer can realise complete uprights for front glasses (5) of min. height 500 mm and max. 750 mm.

- Con le staffe 084.2162.00 vengono fornite delle istruzioni di lavorazione dettagliate.
More detailed processing instructions will be provided together with the connection plate 084.2162.00.

Schema di lavorazione dei montanti superiori
Upper urights processing sheet

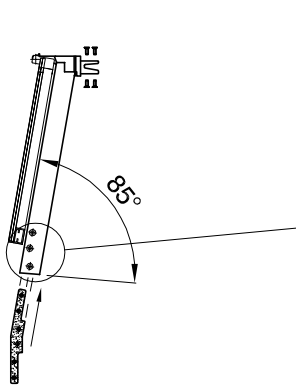

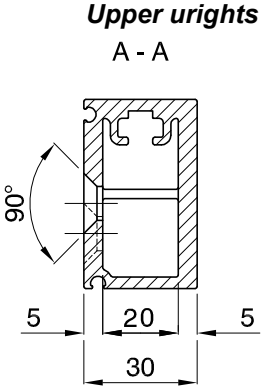

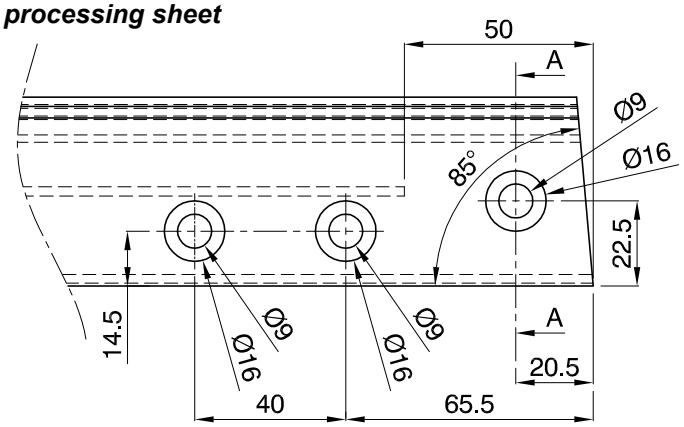

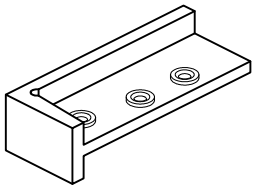

Dima per foratura montante superiore **Cod. 006.1132.00**
Upper uprights drilling template

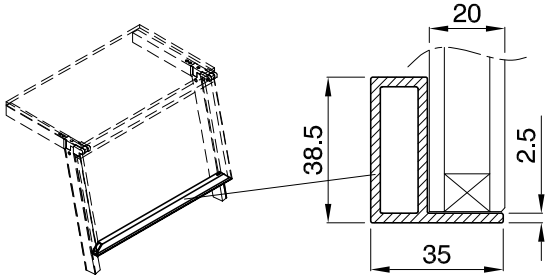

Profilo infer. telaio vetro sp.20mm L=5200mm **Cod. 082.1500**
Lower frame prof. glass 20mm thick

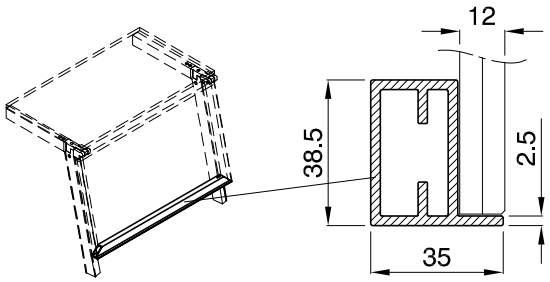

Profilo infer. telaio vetro sp.12mm L=5200mm **Cod. 082.1550**
Lower frame prof. glass 12mm thick

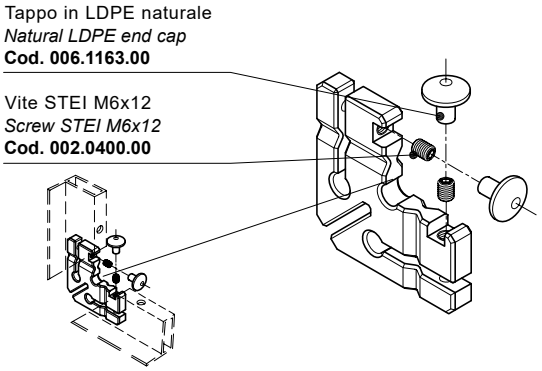

Kit staffa di collegamento telaio vetro **Cod. 001.0532.00**
Frame-glass connection plate kit

Schema foratura telaio vetro
Glass frame drilling pattern

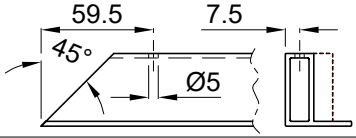

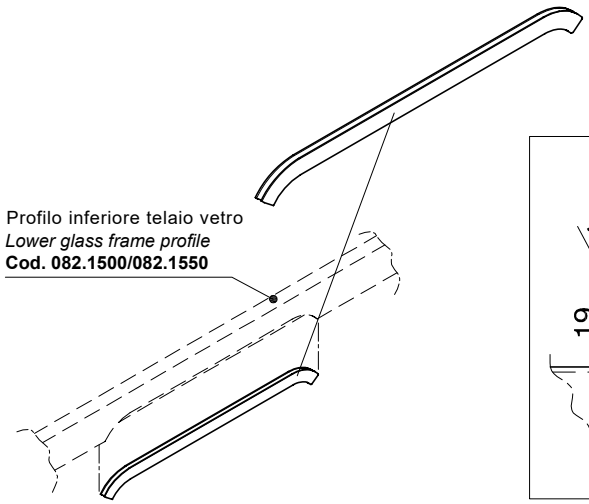

Guarnizione maniglia L=665 **Cod. 082.0091.03**
Hand grip gasket L=665

Schema fresatura profilo inferiore telaio vetro
Glass lower frame processing pattern

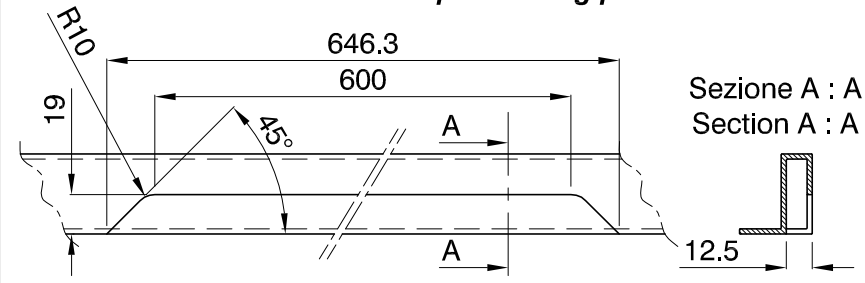

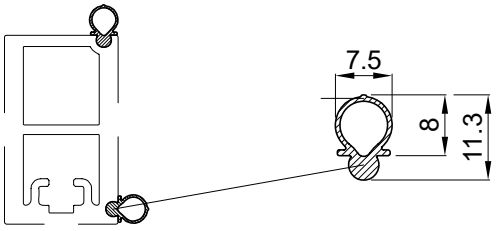

Guarnizione di chiusura laterale L=50m **Cod. 082.0299.00**
Lateral sealing gasket

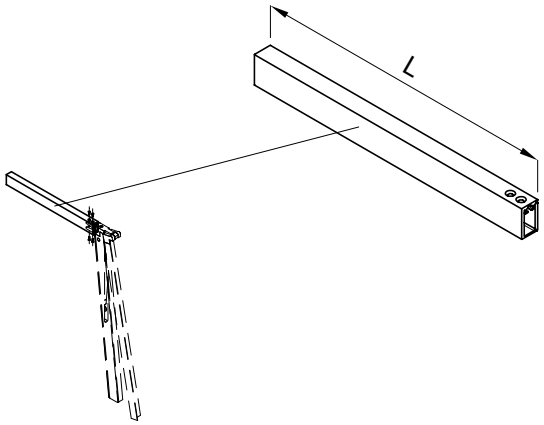

Mensola supporto banchina lavor. L=500 Dx **Cod. 082.1752**
Processed top shelf support L=500 Sx **Cod. 082.1753**

15 Kg max
(L=500mm)



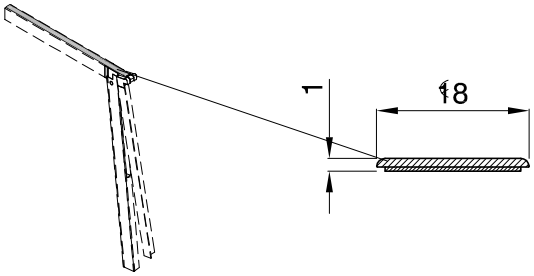

Guarnizione di copertura adesiva L=25m **Cod. 082.0199**
Adhesive cover gasket

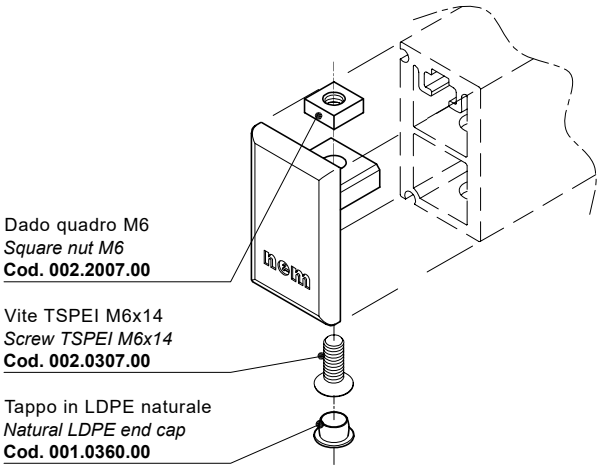

Kit tappo posteriore, chiusura profilo **Cod. 082.0043**
Rear end cap kit

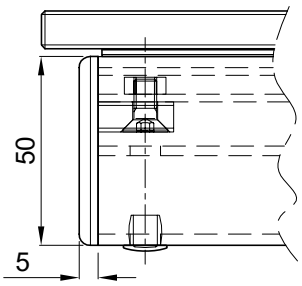

Schema foratura mensole sup.
Top shelves drilling pattern

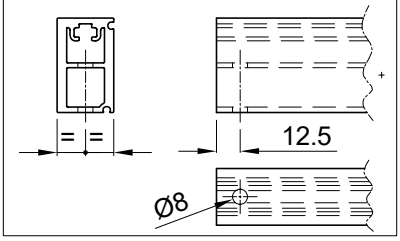

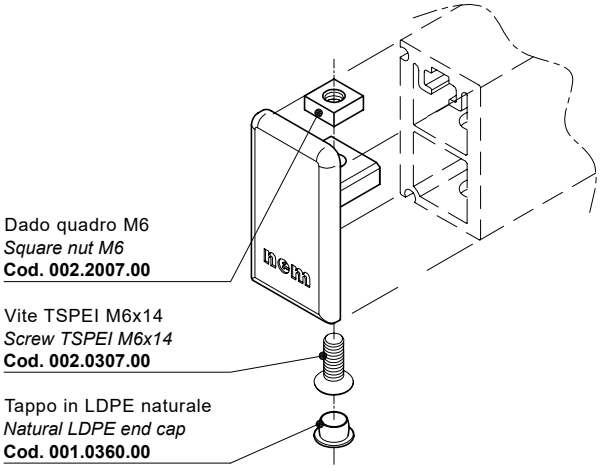

Kit tappo posteriore, c.fermo banchina **Cod. 082.0042**
Rear end cap kit, with top shelf stop

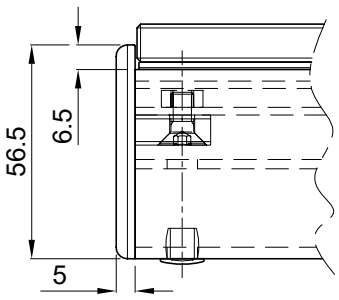

Schema foratura mensole sup.
Top shelves drilling pattern

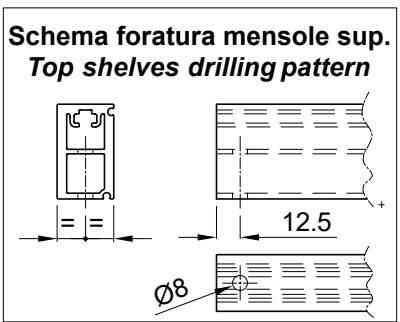

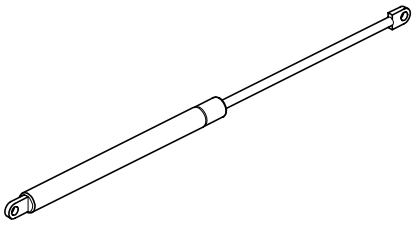

Molla a gas (vedi pag. 200/04)
Gas spring (see sheet 200/04)

Mod. C. 220mm
Stroke 220mm

150N	**Cod. 007.2905.00**
200N	**Cod. 007.2910.00**
250N	**Cod. 007.2915.00**
300N	**Cod. 007.2920.00**
400N	**Cod. 007.2930.00**
500N	**Cod. 007.2940.00**
600N	**Cod. 007.2950.00**
700N	**Cod. 007.2960.00**
800N	**Cod. 007.2970.00**

Potenza media molle a gas (*)
Gas spring average power (*)

Lunghezza vetro (H=600mm) *Glass lenght (H=600mm)*	Potenza media molle a gas (*) *Gas spring average power (*)*	
L=1100mm	2 x 300N	**Cod. 007.2920.00**
L=1600mm	2 x 400N	**Cod. 007.2930.00**
L=2100mm	2 x 500N	**Cod. 007.2940.00**

(*) Le potenze medie delle molle a gas, indicate in tabella, sono da considerarsi puramente indicative, i valori indicati sono risultato di più prove in diverse situazioni di utilizzo.

(*) The gas springs average powers shown in the data sheet, are purely indicative, the values shown are the result of several tests in different situations of use.

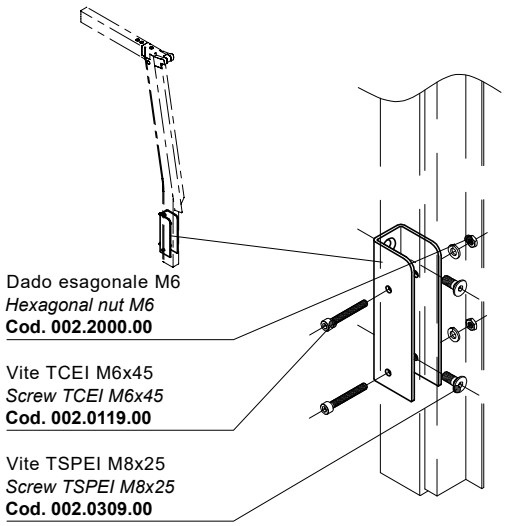

Componenti opzionali
Optional components

Staffa attacco montante completa **Cod. 082.2152.00**
Complete upright fixing bracket

Schema di foratura montanti per fissaggio sul banco con staffe cod. 082.2152.00
Drilling pattern for upright fixing to the cabinet through bracket code 082.2152.00

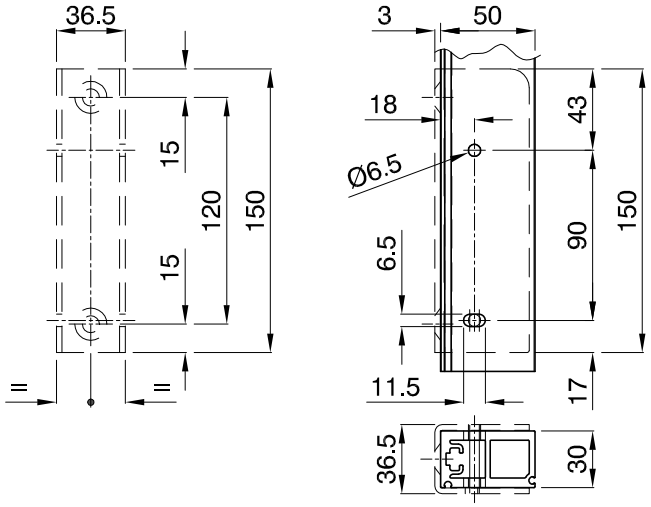

Schema taglio vetri frontali, stratificati, spessore 12mm
Front laminated glass cutting pattern, 12 mm thickness

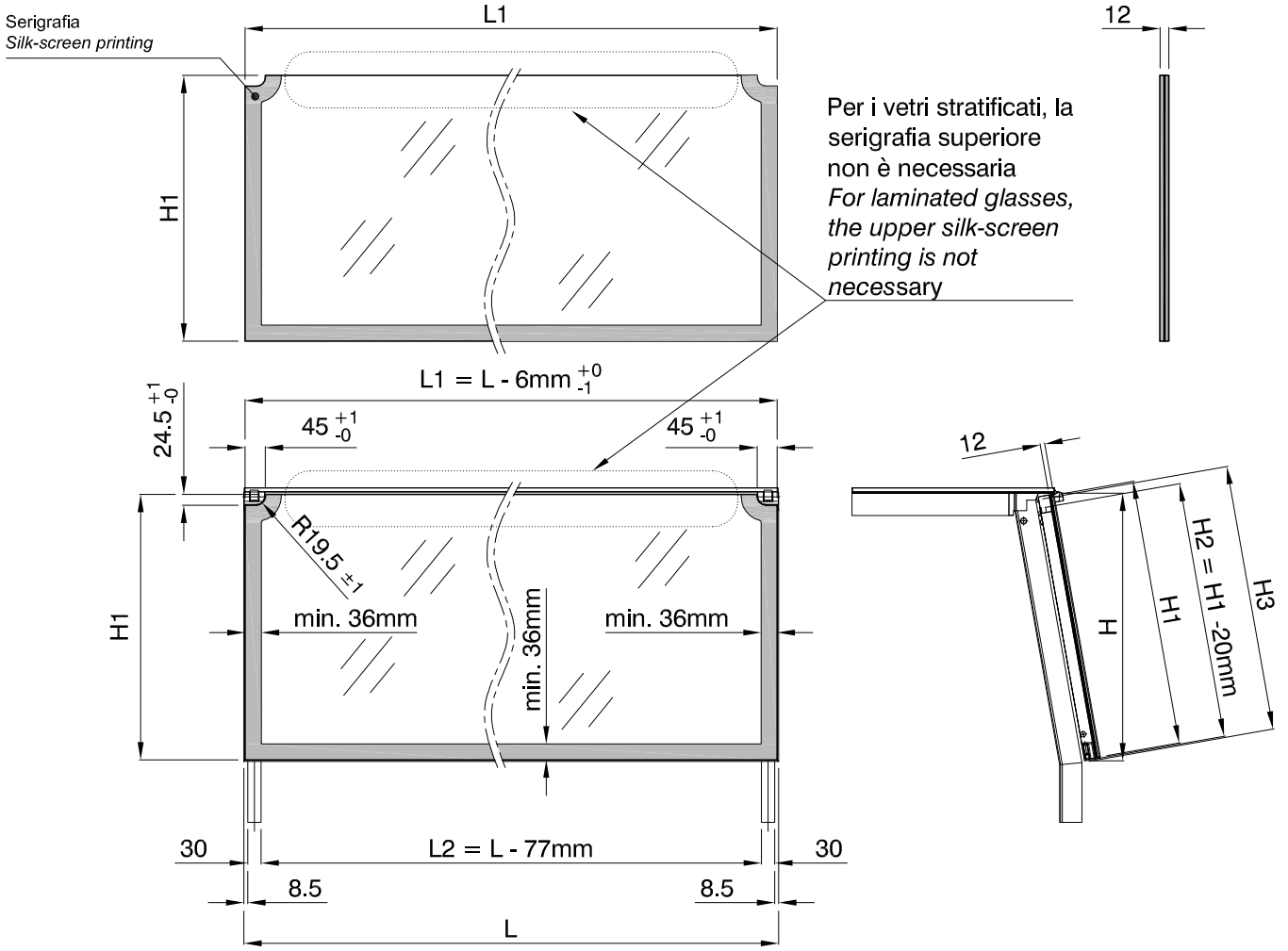

		min.	Max
L	Lunghezza profilo telaio orizzontale (*) *Horizontal frame profile lenght (*)*	///	2100mm
L1	Lunghezza massima del vetro (**) *Maximum lenght of the glass (**)*	///	2094mm
L2	Distanza interna fra i montanti *Internal distance between uprights*	///	2023mm
H	Altezza massima tra il bordo inferiore del telaio e il piano di appoggio superiore (banchina e guarnizione 082.0199.06 escluse) *Maximum height between bottom frame edge and top support surface (top shelf and gasket 082.0199.06 not included)*	505mm	753mm
H1	Altezza massima del vetro (**) *Maximum height of the glass (**)*	500mm	750mm
H2	Altezza profilo telaio laterale *Lateral frame profile height*	480mm	730mm
H3	Altezza di taglio dei montanti *Uprights cutting height*	605mm	740mm

(*) Si consiglia di manterere la misura "L" dai 4 ai 6 millimetri più corta della distanza interna delle eventuali spalle di chiusura laterali.
(*) We suggest to keep the "L" measure between 4 and 6mm shorter than the internal lateral shoulders.

(**) Per il fissaggio del vetro al telaio, si consiglia l'uso di un adesivo siliconico polimerico specifico per vetri .
(**) To stick the glass to the frame, we recommend to use a specific polymeric silicone adhesive for glass.

La NEM s.r.l. declina ogni responsabilità civile e penale in caso di rotture dei vetri dovute a loro difetti o errato montaggio.
NEM s.r.l. disclaims any civil or criminal liability in event of glass breakage due to their defects or improper installation.

Schema taglio vetri-camera frontali, spessore 20mm
Front double glazing cutting pattern, 20 mm thickness

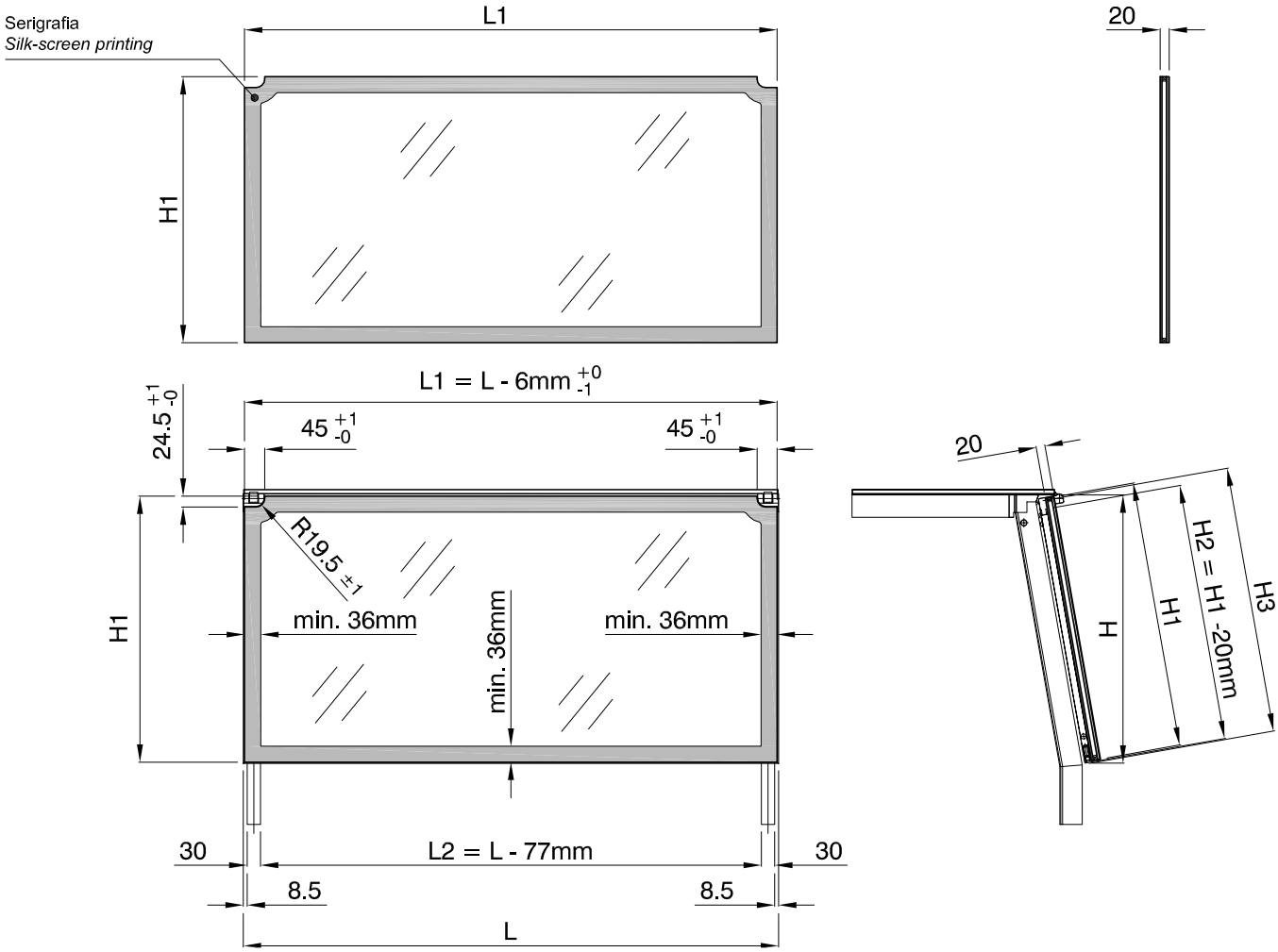

		min.	Max
L	Lunghezza profilo telaio orizzontale (*) *Horizontal frame profile lenght (*)*	///	2100mm
L1	Lunghezza massima del vetro (**) *Maximum lenght of the glass (**)*	///	2094mm
L2	Distanza interna fra i montanti *Internal distance between uprights*	///	2023mm
H	Altezza massima tra il bordo inferiore del telaio e il piano di appoggio superiore (banchina e guarnizione 082.0199.06 escluse) *Maximum height between bottom frame edge and top support surface (top shelf and gasket 082.0199.06 not included)*	505mm	753mm
H1	Altezza massima del vetro (**) *Maximum height of the glass (**)*	500mm	750mm
H2	Altezza profilo telaio laterale *Lateral frame profile height*	480mm	730mm
H3	Altezza di taglio dei montanti *Uprights cutting height*	605mm	740mm

(*) Si consiglia di manterere la misura "L" dai 4 ai 6 millimetri più corta della distanza interna delle eventuali spalle di chiusura laterali.
(*) We suggest to keep the "L" measure between 4 and 6mm shorter than the internal lateral shoulders.

(**) Per il fissaggio del vetro al telaio, si consiglia l'uso di un adesivo siliconico polimerico specifico per vetri .
(**) To stick the glass to the frame, we recommend to use a specific polymeric silicone adhesive for glass.

La NEM s.r.l. declina ogni responsabilità civile e penale in caso di rotture dei vetri dovute a loro difetti o errato montaggio.
NEM s.r.l. disclaims any civil or criminal liability in event of glass breakage due to their defects or improper installation.

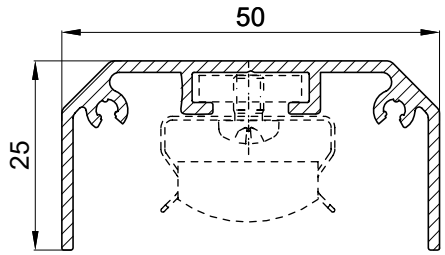

Profilo lampada L=5000mm **Cod. 095.0200**
Light canopy profile

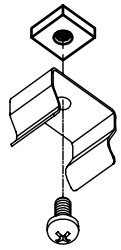

Kit molla plafoniera 095 **Cod. 095.0001.00**
canopy 095 spring kit

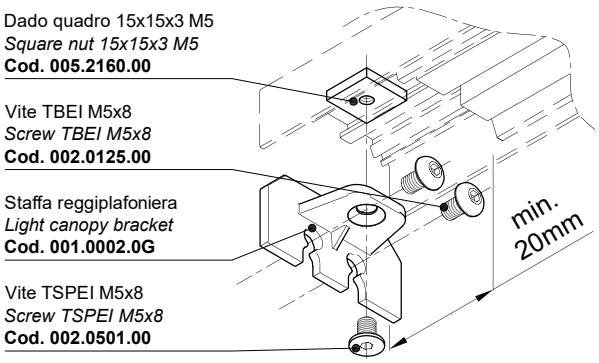

Kit staffa reggiplafoniera completo **Cod. 001.0008.00**
Complete light canopy bracket kit

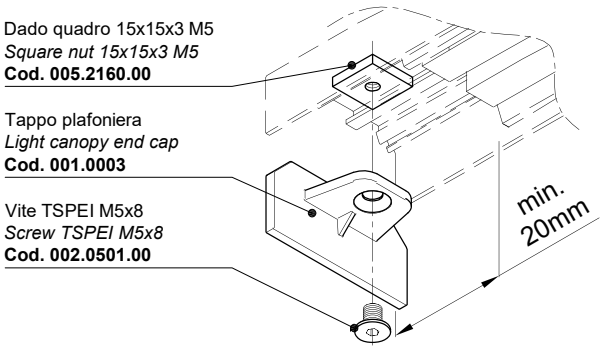

Kit tappo plafoniera completo **Cod. 001.0009**
Complete light canopy end cap kit

Esempi di assemblaggio con staffa o con tappo
Assembly examples with bracket or with end cap

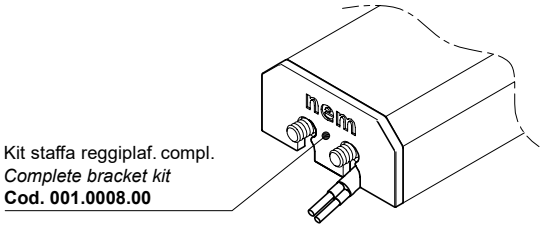

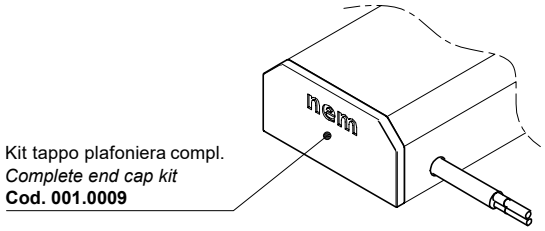

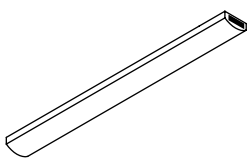

Lampade LED a barra mod. 051 (vedi pag. 230/03)
LED light bars mod. 051 (see sheet 230/03)



Alimentatori a corrente continua - 12V (vedi pag. 230/05)
Power supplies - 12V (see sheet 230/05)

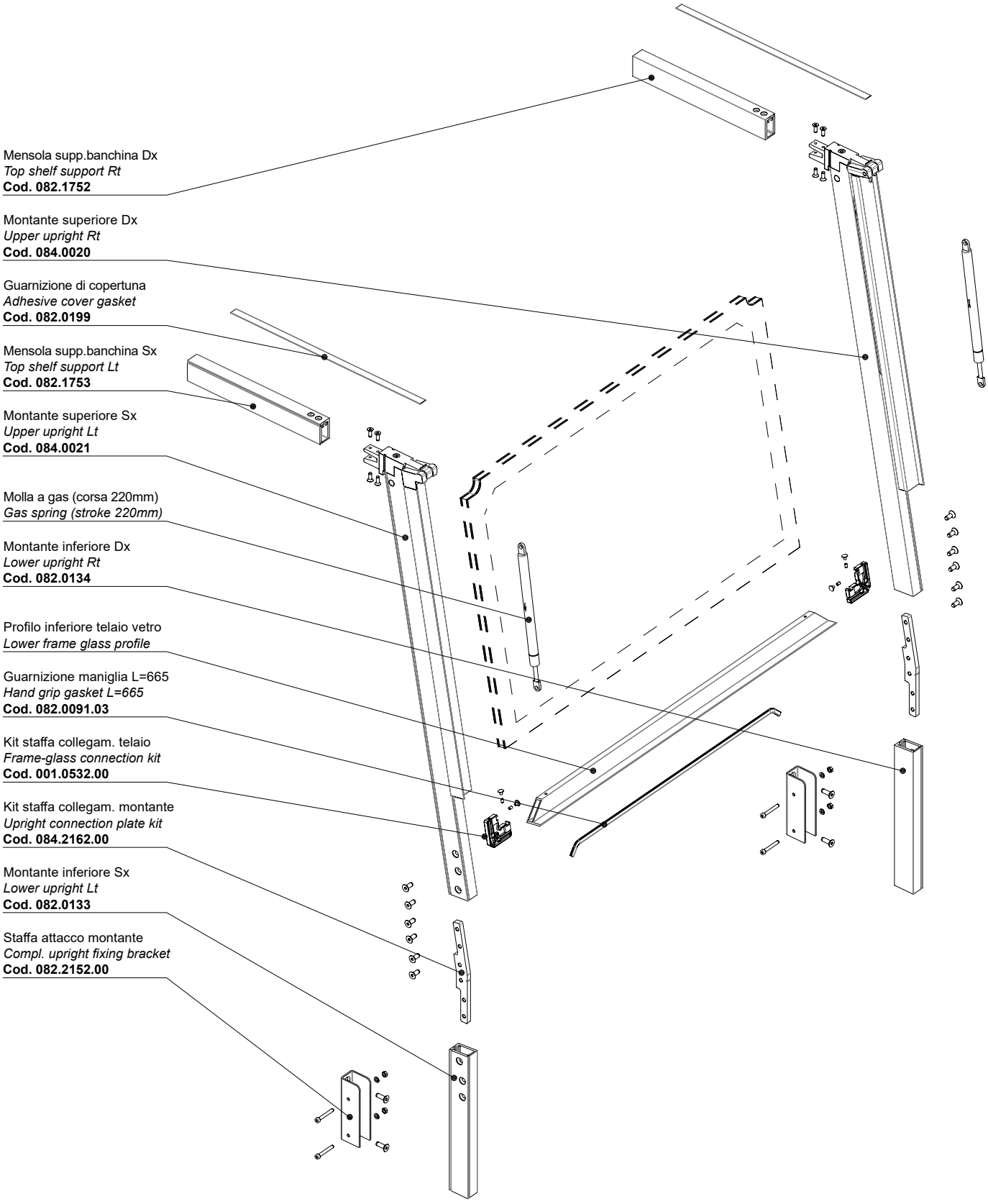

Mensola supp.banchina Dx
Top shelf support Rt
Cod. 082.1752

Montante superiore Dx
Upper upright Rt
Cod. 084.0020

Guarnizione di copertuna
Adhesive cover gasket
Cod. 082.0199

Mensola supp.banchina Sx
Top shelf support Lt
Cod. 082.1753

Montante superiore Sx
Upper upright Lt
Cod. 084.0021

Molla a gas (corsa 220mm)
Gas spring (stroke 220mm)

Montante inferiore Dx
Lower upright Rt
Cod. 082.0134

Profilo inferiore telaio vetro
Lower frame glass profile

Guarnizione maniglia L=665
Hand grip gasket L=665
Cod. 082.0091.03

Kit staffa collegam. telaio
Frame-glass connection kit
Cod. 001.0532.00

Kit staffa collegam. montante
Upright connection plate kit
Cod. 084.2162.00

Montante inferiore Sx
Lower upright Lt
Cod. 082.0133

Staffa attacco montante
Compl. upright fixing bracket
Cod. 082.2152.00